



Broadcasting Commission Annual Report 2015 – 2016



TABLE OF CONTENTS

	PAGE
Vision of the Broadcasting Commission.....	4
Mission Statement.....	4
The Role, Composition and Mandate of the Broadcasting Commission	5
Profile on Commissioners and Executive Staff	
) Profile on Commissioners.....	8
) Profile on Executive Staff.....	11
) Profile on Principal Officers.....	11
Standing Committees.....	12
Introduction.....	13
Overview of Performance in 2015 – 2016	16
) Public Education and Public Consultations	
o Consultations.....	17
o Schools Outreach.....	18
o Digital Literacy and Awareness – Adults.....	19
o Community Relations.....	20
o Media Campaign.....	21
o Media Coverage.....	22
o New Media.....	23
) Research	24
) Licensing, Legislative and corporate Matters	
o Licensing Matters.....	25
o Directives, Circulars and Advisories.....	25
o Change of Ownership and Control.....	26
o Legislative Matters.....	26
o Statutory Reports.....	26
o Procurement.....	26

o Facilities and Fleet Management.....	26
o Human Capacity Development.....	27
o Records and Information Management.....	27
o Technical Matters.....	28
Operational Plan 2015-2016 (Performance Indicators and Targets)	30
Details of Regular Key Operational Activities	52
Monitoring, Compliance and Customer Service	
J Contacts with the Commission.....	53
J Complaints Received.....	55
J Complaints Investigated.....	57
J Content Standards Complaints Investigated.....	59
Technical Compliance	
J Technical Monitoring.....	67
J Technical Investigations (Standards and Service Area).....	71
Complaints Resolution.....	75
Financial Compliance.....	77
Notices of Breach.....	80
Appendices.....	93
J Appendix A - Committees.....	94
J Appendix B - Advisory Groups.....	95
J Appendix C - Salaries and Emoluments.....	98
J Appendix D - Portfolio Responsibility.....	100
J Appendix E - Broadcast & STV Licensees.....	101
J Appendix F - Audited Financial Statements.....	117



VISION OF THE BROADCASTING COMMISSION (BCJ)

The Commission contributes to the development of Jamaica by enabling a competitive, flourishing, co-regulated electronic communications sector that delivers high quality service and variety, including indigenous expression, is a responsible partner in the regulatory process and operates within the broad parameters administered by the Broadcasting Commission.

MISSION STATEMENT

The mission of the Broadcasting Commission of Jamaica is:

To enable the orderly development of the electronic communications sector in order to serve the interests of the Jamaican public by regulating and monitoring licensees and by advising government in a manner that is transparent, fair, efficient, effective, facilitative and consultative.

THE ROLE, COMPOSITION AND MANDATE OF THE BROADCASTING COMMISSION

The Broadcasting Commission (BCJ) is a body corporate established under **The Broadcasting and Radio Re-Diffusion Act (BRRA)**. It is the successor to the Broadcasting Authority following the 1986 amendment of the BRRA, making the Commission the Caribbean region's most well established communications regulator.

The Commission's principal functions may be classified as:

- Advisory;
- Monitoring;
- Research/information-gathering;
- Administrative; and
- Legislative.

The prescribed **advisory** functions include the following areas of advice to the Minister:

- Whether or not a licence should be granted **S. 11E (1)**;
- The terms and conditions on which licences should be granted **S 16 (a) (i)**;
- Whether a licence should be suspended or cancelled for non-compliance with the Commission's directives following a contravention of the licence **S 22**; and
- The allocation of broadcast time to programmes of Jamaican origin, performed by Jamaicans or programmes significant to Jamaica **S 16 (a) (ii)**.

The **monitoring** powers and duties include:

- Monitoring the operations of licensees **S 16 (e)**;
- Receiving and investigating complaints in relation to any matter under the BRRA **S 16 (f)**;

- Establishing a system of monitoring transmissions by licensees **S 16 (d)**;
- Requiring licensees to submit information relating to their programming and operations **S 17**;
- Giving licensees written notice (copied to the Minister) of any contravention of licence, and requiring justification of the offending act and/or remedial action **S 20 (1)**;
- Giving written notice to the Minister of any failure by a licensee to justify any offending act or take remedial action **S 20 (3)**;
- Directing a licensee to transmit an apology for any action in contravention of its licence **S 20 (3)**; and
- In relation to political broadcasts, ensuring rights of reply under certain circumstances, and in general ensuring impartiality in political broadcasts **S 21**.

The **information-gathering** duties include:

- Conducting surveys to ascertain whether matter transmitted or relayed by licensees is capable of being received in Jamaica **S 16 (b)**; and
- Undertaking, sponsoring or assisting in research on any type of operation regulated under the Act **S 16 (c)**.

The **administrative** functions relate to:

- Processing all licence applications under the Act to determine whether prescribed requirements are satisfied **S 11E**;
- Receiving application fees **S 11 F (2)**;
- Receiving licence fees **S 11 G (5)**;
- At the direction of the Minister, notifying licensees before licenses are suspended or cancelled that they have an opportunity to be heard by the Minister **S 22 (2)**; and

- Where a licence to provide STV service becomes void for non-performance, notifying the licensee and requiring the return of the licence **S 11G (7)**.

The Commission's **legislative** power is to recommend regulations under the **Act**, after consultation with the Minister. Approval is subject to a negative resolution in the House of Representatives.

COMMISSIONERS

Commissioners are appointed by the Governor General after consultation with the Prime Minister and the Leader of the Opposition, pursuant to Section 1 of the First Schedule to the **BRRA**. The appointments are for a period of five years.

The following persons served during the period under review:



Professor Hopeton S. Dunn, JP, Ph.D., M.A., B.A. (Hons.), Dip. (Mass Comm.) Chairman

Professor of Communications Policy and Digital Media, U.W.I.; Academic Director, Telecommunications Policy and Management Programme, Mona School of Business; Director, Caribbean Institute of Media and Communication (CARIMAC), U.W.I.

Re-appointed November 1, 2011



Mrs. Rosemarie Vernon, C.D., B.Sc., Cert. Ed.

Educator, Former Principal, Alpha Primary School, Former President of The Jamaica Teachers' Association

Re-appointed November 1, 2011



Rev. Canon Peter Alexander Mullings O.D., J.P., B.A. (Th.)

Retired Cleric

Re-appointed November 1, 2011

Resigned January 2016



Dr. Elaine Wallace, Ph.D., M.B.A.

Communications Specialist, Registrar - UTECH

Re-appointed November 1, 2011



Mr. Neville James, B.A., Dip. Public Admin.

Communications Consultant

Re-appointed November 1, 2011



Mrs. Sheena Johnson-Brown, M.A.

Communications Specialist and Lecturer - UTECH

Appointed November 1, 2011



Mr. Maxim G. Rochester, B.Sc., FCA, FCCA

Chartered Accountant

Appointed November 1, 2011



Professor Anthony Clayton, M.A. (Hons.), Ph.D., FACAS, FTWAS

Alcan Professor, Caribbean Sustainable Development,
Institute for Sustainable Development, U.W.I.

Appointed November 12, 2013



Ms. Nerine Small, M.B.A, B.A., Cert. Legal ED

Attorney-at-Law

Specializing in corporate and commercial law

Appointed February 17, 2015

EXECUTIVE STAFF AND PRINCIPAL OFFICERS

The Commission is supported by a Secretariat, headed by the Executive Director, which has responsibility for its day to day operations. The executive staff members are:



Mr. Cordel Green, M.B.A., LL.M (Dist.), LL.B (Hons.), B.A. (Hons.); Cert. Legal ED

Executive Director, Attorney-at-Law



Ms. Teisha Mattison, LL.M (Dist.), LL.B (Hons.) Cert. Legal ED

Assistant Executive Director (Acting), Attorney-at-Law

There are also nine Principal Officers:

Mrs. Nicole Walford, B.A., LL.B; Cert. Legal ED Legal Officer (Acting)	Mrs. Althea Nelson, B.Sc., M.Sc. Human Resource & Office Manager	Mr. Donovan Campbell, M.Sc. Technical Officer
Mrs. Juliet Henderson, FCCA, M.B.A. Finance Officer	Mrs. Michelle Jones-Francis, B.Sc. Monitoring and Customer Service Manager	Mr. Don Dobson, B.A. Information Officer
Ms. Stacy-Ann Allen B.A., Registrar	Mrs. Jodi-Ann Jackson, B.Sc., M.Sc. Economist/Researcher	Mr. David Rose, B.Sc. Systems Administrator/Webmaster

STANDING COMMITTEES

Thematic oversight of the Commission's work is conducted through four Standing Committees (See Appendix A). The results of Committee deliberations are brought to the full Commission for discussion, revision, approval or ratification. The Standing Committees are:

- (a) Legislative and Policy
- (b) Monitoring, Content and Compliance
- (c) Finance, Administration and Outreach
- (d) Audit

INTRODUCTION

As the modern communications ecosystem continues to combine the delivery of voice, internet, broadband and video, content remains the great differentiator; spectrum being the great enabler. In the “access to content” world, supply is defined by ubiquitous distribution; that is, content everywhere, anytime and on any device and platform. The underlying implication is one of rapid convergence.

As innovation spawns new services and means of access, measures must be devised to incentivise exponential growth in local content creation, build capacity for protecting against intellectual property rights infringements whilst affording Jamaicans the widest opportunity to access high-value content, bearing in mind disposable incomes and realities of the global digital space.

It is against this background that the Commission took action to reduce the level of copyright infringement, particularly on the cable platform. On April 24, 2015, a Directive was issued for the removal of nineteen (19) channels which were not cleared for distribution in Jamaica. As at August 31, 2015, there was 100% compliance with the Directive.

Thirty-nine (39) Notices of Breach of Licence were issued to cable operators for non-compliance with copyright requirements, and one (1) licence was recommended for non-renewal.

The Broadcasting Commission's Directive, coupled with voluntary removals, resulted in a reduction of unlicensed channels from 78 to 53. That is, a thirty two percent (32%) reduction.

In support of its enforcement measures, the Commission launched a series of prime-time television advertisements about the copyright ecosystem for delivery of cable channels and television content in Jamaica. The objective of the TV

campaign was to promote public understanding of the requirement for copyright compliance by cable operators.

It is true to say that the Broadcasting Commission has always sought to apply the principle of proportionality and strike a fair balance between the protection of intellectual property rights and the protection of subscribers who may have taken out subscriptions in good faith and are then affected by remedial measures. This is why its directive for channel removal is incremental. All changes are to be phased in over time, in a carefully-planned process.

The Commission will continue to use a mix of regulatory action and quiet diplomacy to resolve the copyright and access to channels problem. These are complex matters of business, trade and law, spanning different spheres of influence – and areas of authority- including the cable operators, local and international rights holders, CARICOM and most importantly, the consumers of digital content.

The goal is to be an enabling partner in the creation of new models for easier access to in-demand content, and to provide Jamaicans with a competitive environment where they are free to choose the television content that meets their needs, budgets and other realities, in the new global digital space. To this end, the Commission is actively involved in plans for a regional engagement with United States stakeholders which is being co-ordinated through the CARICOM Secretariat.

Over the next four years, the Broadcasting Commission will continue to scope, understand, anticipate and respond to this rapidly evolving communications ecosystem. This will involve probing the interplay between new forms of permanent media interconnection, interaction with artificial intelligences and intelligent machines, new and emerging notions of human rights, content regulation and techno-regulation.

But as it prepares for the future, the Commission must also keep its eyes firmly on the present because the strength of the future ecosystem will be dependent, by large measure, on correcting existing weaknesses and seizing opportunities.


It is anticipated that in the medium-term, large and medium size operators will continue to explore mergers and shared facilities as a means of attaining, maintaining or strengthening profitability. The smaller operators, most of whom provide valuable service to socially and economically challenged communities are not expected to be able to operate profitably for much longer, without additional investments, consolidation or expansion of coverage area. The viability of free to air television operators will also be an important factor as Jamaica transitions from analogue television transmission, projected to begin by 2018. An appropriate policy and regulatory solution is required for these challenges.

There will also continue to be a challenge in managing the domestic consumption of some programming services from foreign distributors which do not have a commercial presence in Jamaica but expect regulatory protection without bearing any of the burden which falls to the local regulatory regime.

The picture being painted is one which requires an enabling and flexible regulatory framework, which seeks to minimise regulatory burden, eliminate regulatory obstacles, facilitate innovation and respond to the desire of citizens and consumers for seamless access to diverse content across platforms.

This requires an expedited and comprehensive legislative review, the outcome of which must be a modern communications act. In this regard, the Commission urges long awaited action on the electronic media policy recommendations that it has made to government, including the institutional framework for future regulation.

OVERVIEW OF PERFORMANCE 2015 - 2016



Consultations

Stakeholder engagement is a priority for the Commission. This was once again demonstrated at confabs and consultations where a range of regulatory and industry matters were discussed. The topics included copyright enforcement/access to foreign channels and promotion of Reggae music. The Commission also facilitated presentations by the Jamaica Music Society, Institute of Caribbean Studies - UWI Mona, Sun City Radio and the Jamaica Public Service Company.



Schools' Outreach

Over 6000 students from 32 primary and secondary institutions across the country were engaged on opportunities and challenges in the digital society. Schools visited included Wolmer's Boys, Convent of Mercy Alpha, Norman Manley High, The Queens School, Papine High and Boys Town All-Age in the corporate area; Rusea's High, Green Island High and Rhodes Hall High in Hanover; Fair Prospect High, Titchfield High and Buff Bay High in Portland; Seaforth High and Robert Lightbourne High in St. Thomas; St. Jago High, Waterford High and Greater Portmore High in St. Catherine; Devon Pen Primary and Marymount High in St. Mary; Denbigh High in Clarendon and Westwood High in Trelawny.

"The audio-visual presentation was informative and utilized songs and situations that were familiar to the Gentlemen. It also reinforced some of the concerns our students encounter on a daily basis, and gave them solutions to deal with them."

- Lorna Champagnie-Wallace, 5th Form Coordinator, Wolmer's Boys.



"It was an excellent presentation. The students benefitted, the staff benefitted and we are now looking at the Broadcasting Commission in another light because it is not just a regulatory agency but an agency that seeks to empower people." - Phyllis Armstrong, Guidance Counsellor, St. Jago High.

Digital Literacy & Awareness – Adults

Building on the success of the previous year, the Commission continued to expand its digital literacy programme for adults. A total of 18 Presentations were made to parent-teacher associations, tertiary institutions, religious organisations, government organisations, corporate entities, service clubs and other civil society partners.



Rotary Club of Kingston Luncheon



Faith Basic School (Clarendon) PTA



Nat. Commercial Bank SME Conference



Immaculate High Parenting Seminar
Mona



A.Z. Preston Memorial Lecture, UWI


Community Relations

The Commission participated in a number of community events and special functions. These included the Sagicor Sigma Corporate Run, Office of the Children's Advocate Poster Competition and National Child Month Committee's National Youth Forum.



Media Campaign

The Commission launched a multifaceted public education and media literacy campaign. Several television advertisements were targeted at heightening public awareness about parental responsibility and copyright related matters. They were supported by radio, print, online and billboard ads.



Media Coverage

Public focus on the Commission's work remained high aided by numerous news stories, letters to the editor, captioned photos, social media posts, journal articles and current affairs programmes on radio and television.

News

Plug to be pulled on 19 channels

Blocked!

BY RICHARD JOHNSON Observer senior reporter richjohn@jamaicaobserver.com

Saturday, April 29, 2016 11:51 AM 31 Comments

Like Share Tweet



Chairman of the Broadcasting Commission Professor Joseph Dunn (left) and Executive Director of the Commission Gerald Green address members of the media on copyright compliance directives to cable television operators in Jamaica.

COMIZ May 31, 19 cable channels are to be removed from the roster offerings.

This follows a directive issued by the Broadcasting Commission, as cable providers do not possess the requisite agreement to air these channels.

Entertainment

HBO lauds Broadcast Commission

Sunday, July 26, 2016 3 Comments

Like Share Tweet



Javier Figueroa (left) HBO Latin America corporate vice president of affiliate sales, presents a copy of the Jamaica Observer newspaper and a collection of other Latin American publications to a group of people. He is standing next to a man in a suit and a woman in a black dress.

COMIZ The network Home Box Office (HBO) Latin America is hailing the Broadcasting Commission's recent effort to streamline the local industry as "positive".

News

Broadcasting Commission gets permanent home

Wednesday, September 09, 2015 14:33 PM

Like Share Tweet



KINGSTON, Jamaica (JIS) — The Broadcasting Commission is to get a permanent home at 9 Central Avenue in Kingston, following Cabinet's approval of the \$36 million property.

This was disclosed by Minister with responsibility for Information, Senator Sandra Palmer at Jamaica House media briefing, at the Office of the Prime Minister on Wednesday.

Broadcasting Commission Wants More Jamaicans To Monitor The Media

Share this Story: Like Share Tweet

Published: Friday, October 31, 2015 11:40 PM



Chairman of the Broadcasting Commission, Professor Joseph Dunn, is calling for more Jamaicans to actively monitor the content of the media.

Professor Dunn says from time to time the Commission has concerns about some of the messages being put out by the public domain by sections of the media.

He also cautions music artists to be more responsible and to avoid social commentary.

Media, Parties To Cease Campaign Output Before Election Day

Share this Story: Like Share Tweet

Published: Tuesday, February 23, 2016 12:00 PM



The Broadcasting Commission in Jamaica (BBCJ) and the Media Commission of Jamaica (MCJ) have sent out an appeal for political parties to stop the election and inform the media to ensure that there is a 'cool' period of public reflection ahead of the opening of polls for the February 27 general election.

In making the appeal, the BBCJ and MCJ urged media outlets to avoid publishing broadcast coverage of political parties and candidates in the lead-up to the election on February 27.

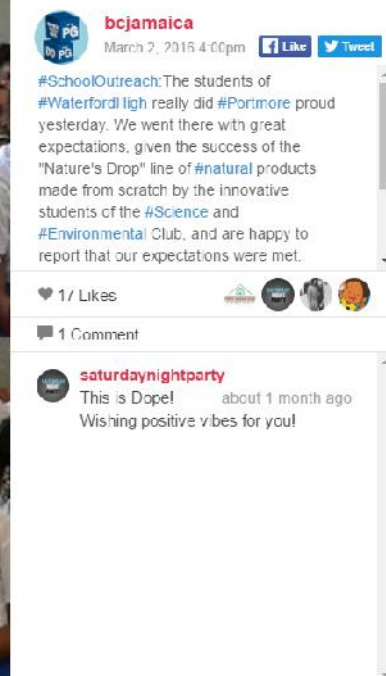
New Media

Social media continues to be an important medium of communication for the



Commission. Our **Facebook** fan base increased from 18,423 fans to 22,351 fans and our posts consistently generated many likes, comments and shares. For instance, in November, the 60 posts that were made generated 3,728 likes, 1,890 comments and 352 shares. **Twitter** followers increased from 1618 to 1,938 and our

YouTube channel generated 6,251 new views. The Commission also created an **Instagram** page in October.



Research

Evidence-based decision making is a priority for the Commission. Research projects were undertaken to undergird regulatory decisions. The research topics and projects were:

1. Communication Transformation: Removing Confusion from Convergence (prepared for publication at the 13th Annual OOCUR Conference)
2. Regulatory Challenges in a Converging Environment
3. Analysis of STV Sector (2015)
4. Analysis of Broadcast Radio Sector (2015)
5. Regulatory Treatment of Over-the-Top Providers (Published in the 20th Volume of the Fair Trading Commission's Annual Magazine)
6. Comparative research on complaints investigations among regulators BCJ, Ofcom, FCC, CRTC and TATT
7. The Impact of Media Content on the Behaviour of Children
8. Regulatory Treatment of Small Cable Operators
9. Cable rezoning
10. Populating the electronic media database for the STV and broadcast sectors
11. Regulatory Assessment for Jamaica : Communications Sector Governance Report



The Commission played a critical role in providing industry data to entities such as:

1. Japan International Cooperation Agency (JICA)
2. MBI Caribbean
3. Fair Trading Commission (Jamaica)
4. Statistical Institute of Jamaica
5. LS Telcom

Licensing Matters

(NEW, RENEWAL, AND VARIATION)

Between April 1, 2015 and March 31, 2016, one (1) applicant was granted a Special Subscriber Television (STV) licence on the recommendation of the BCJ¹. Three (3) subscriber television licences were renewed and one (1) operator's licence was recommended for non-renewal due to a poor compliance record. A limited-area broadcasting licence and an STV licence were varied².

Recommendations made regarding the renewal applications of four (4) STV licences³ and one (1) additional application for variation of an STV licence was evaluated.

Directives, Circulars & Advisories

Directive No. 01/2015, dated April 24, 2015, on Cable Channel Licensing, was issued to all STV Licensees.

Advisories (No. 01/2015 & 02/2015), dated November 16, 2015, were issued to the Advertising Agencies Association of Jamaica and all Political Parties on the law governing political advertisements and broadcasts.

A circular (Circular No. 01/2016), to all licensees, was issued on February 19, 2016. It concerned requirements for the cessation of political broadcasts (including political advertisements) and release of new poll results prior to opening of polls on Election Day, February 25, 2016.

On February 24, 2016, Circular No. 02/2016 on Broadcast Regulations related to the advertisement of pharmaceutical and nutraceutical products, was issued to all broadcast licensees.

¹ Digital Interactive Services Limited

² Mother in Crisis (Sun City Radio FM) varied its licence to expand coverage areas to include Montego Bay in St. James and Trelawny. QES 46 Limited added the Lucea and Green Island zones in Hanover

³ Kes 46 Ltd, McKoy's Cable Ltd. and St. Thomas Cable Network Ltd.

Change of Ownership & Control

During the period two STV licensees sought and obtained approval for change of ownership and control.⁴

Legislative Matters

During the year under review, the Commission continued to meet with the Ministry and the relevant stakeholders to advance the amendments to the **Broadcasting and Radio Re-diffusion Act** and the **Television and Sound Broadcasting Regulations**.

Statutory Reports

All Statutory Reports, including Annual Report and Audited Financial Statements were submitted, within the required timeline.

Procurement

The Commission's Procurement Committee provided oversight of procurement activities. All Quarterly Contract Awards reports were submitted, on time, to the Office of the Contractor General (OCG) in accordance with government policy.

Facilities and Fleet Management

The Commission's vehicles were serviced in accordance with a maintenance schedule and kept in proper working condition. A Toyota Hiace mini bus was purchased during the year to assist with outreach activities.

The Commission received approval from Cabinet and acquired premises at 9 Central Avenue, Kingston 10, to be used as its Head Office. Refurbishing will begin in the new financial year.

⁴ CWC/Flow transferred ownership and control to Liberty Global and Guthrie's Communications Limited transferred to Marimaxx Communications Limited/Hometime.

Fleet and other assets were insured and all premiums paid-up for the period.

Human Capacity Development

The Commission continued to build internal human capacity. This was accomplished with training through various international courses and seminars held in China, Malta, Trinidad and Tobago and the United States. Locally, members of staff participated in Leadership Development, Microsoft Office 2013, Supervisory and Administrative Management courses.

During the year members of staff participated in the Sagicor Sigma Corporate Run and team building activities were held throughout the year to engage and motivate staff.

Records and Information Management

For the year under review, the records department installed a WIN/ISIS database provided by the National Library of Jamaica (NLJ) for classifying the books and journals. In February 2016 the entering of items into the database began and the procedures of the Dewey Decimal Classification (DDC) Scheme is being followed diligently. A significant section of the book collection has been entered so far and it is believed that steady progress will continue in order to finish soon.

Technical Matters

During the period under review, there were a total of twenty seven (27) broadcast radio licensees. Seventeen (17) of these are for provision of island wide services with each utilizing an average of eight (8) transmitter sites to achieve island wide coverage. Ten (10) of the broadcast radio licences are for provision of limited area broadcast services.

There were three (3) island wide broadcast TV stations, each utilizing an average of eight (8) transmitter sites to achieve coverage.

Forty nine (49) subscriber television operators are currently licensed to provide cable TV services across the island.

Tables 1 - 3 in **Appendix E** provide listings of the broadcast radio, TV and STV licensees currently licensed to operate in the country.

During the period, the number of STV operators utilizing fully digital STV systems increased by eleven (11), to twenty-seven (27). Seven (7) operators were providing service by utilizing a mix of analogue/digital cable TV platforms. These operators are in the process of transitioning to fully digital systems. Fourteen (14) operators were providing service via analogue systems and twelve (12) were utilizing non-addressable systems to deliver STV service. Table 4 of **Appendix E** provides information on the STV operators and the types of systems utilized to deliver STV service.


The Mandatory Proof of Performance Reporting Programme was modified following the evaluation of the pilot programme which was completed during the period. The major changes made to the programme include, increasing the

reporting period from six (6) months to one (1) year and an increase by 50% in the number of tests to be conducted by both the STV and broadcast licensees as proof that their performance is in accordance with technical and operational standards.

A total of six (6) investigations were conducted into alleged illegal STV operation during the period. The investigations confirmed the presence of illegal STV activity in all six cases. The illegal operations were being conducted by existing STV licensees that had expanded their services into zones not covered by their licence. The breaches were detected in the following parishes: St. James, Manchester, Clarendon and St. Mary.

Arising from the investigations, the Commission took regulatory action resulting in three of the six offenders submitting applications to have their licences varied to include the zones in which they were illegally operating. All three applicants were successful and recommended for variation of licence to add the zones sought.

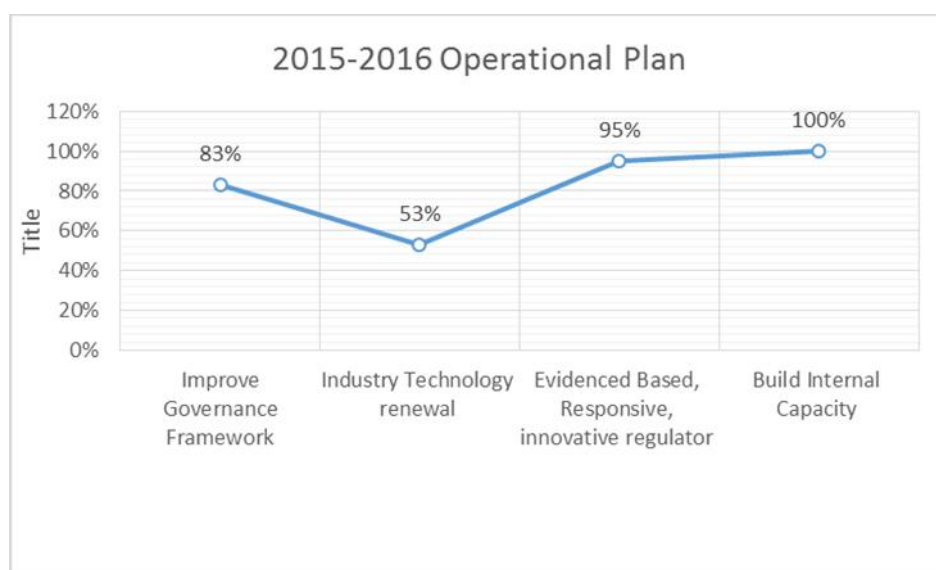
OPERATIONAL PLAN 2015-2016



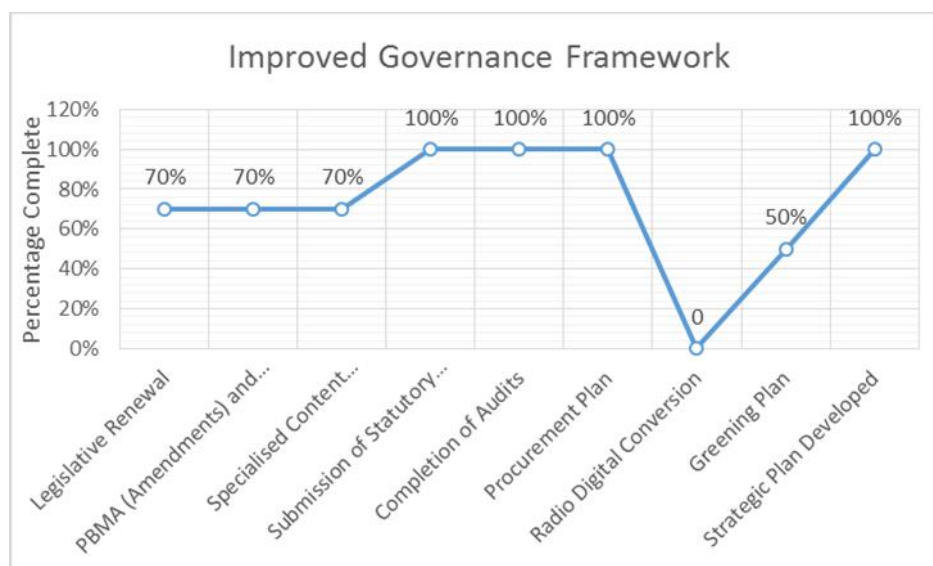
PERFORMANCE INDICATORS AND TARGETS

The Strategic Objectives, programmes, major tasks, achievements and constraints are set out in the tables and graphs below.

<u>Strategic Objective</u>	<u>% Rating</u>
Improved Governance Framework	83%
Industry Technology Renewal	53%
Evidenced Based, Responsive, innovative regulator	95%
Build Internal Capacity	100%
Overall % Rating	83%



Strategic Objective #1: Improved Governance Framework
83% Complete



Strategic Objective #1: Improved Governance Framework

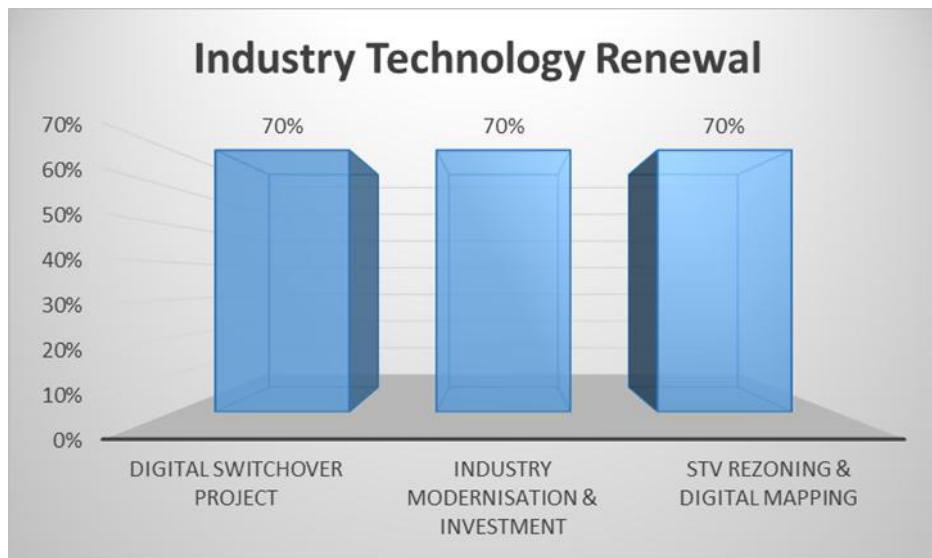
	Planned Programmes	Major Tasks	Status	
1	Legislative renewal	<ul style="list-style-type: none"> Collaborate with Ministry, on drafting of new Act 	<ul style="list-style-type: none"> Preliminary review and updating of draft submissions (with Permanent Secretary (PS), OPM in April 2015); Retreat on draft submissions (with PS, Technical Staff, and Chief Parliamentary Counsel in May 2015). Revision of forms and applications for licensing, re-licensing and variation of Broadcast and Subscriber Television Licences completed on October 1, 2015. Revised forms for renewal and variation of licences approved by Commission in November 2015 and submitted to OPM for 	<ul style="list-style-type: none"> 70%

			inclusion in drafting instructions to amend the Broadcasting and Radio Re-diffusion Act.	
2	PBMA (Amendments) and GOJ governance framework	<ul style="list-style-type: none"> ▪ Implement Governance Framework plan prioritizing: <ul style="list-style-type: none"> ○ Code of Ethics ○ Operational Procedures (Enterprise Risk Management Framework, Policy on Information Management & Disclosure, Commission's Regulatory Principles & Processes ○ Sensitization/training and consultations on governance strategies/policies in implementation plan; ○ Corporate Social Responsibility. 	<ul style="list-style-type: none"> ▪ 3 Proposals evaluated; ▪ PSOJ approved as Consultants by Commission in June 2015; ▪ Contract completed October 2, 2015; ▪ Various meetings held with Commission and Secretariat staff in November 2015; ▪ PSOJ submitted draft documents to the Broadcasting Commission on February 4, February 29 and March 2, 2016. ▪ Meeting of BCJ Secretariat and PSOJ February 22, 2016 to review draft documents. ▪ Documents to be reviewed by the Commissioners on May 20-21, 2016. 	<ul style="list-style-type: none"> ▪ 70%
3	Plan for Specialised Content Regulator	<ul style="list-style-type: none"> ▪ Develop plan for Specialised Content regulator 	<ul style="list-style-type: none"> ▪ Contingent on Policy Decisions. ▪ BCJ Study on communications regulatory governance completed and recommendation submitted to Prime Minister. 	<ul style="list-style-type: none"> ▪ 70%
4	Submission of Statutory Reports	<ul style="list-style-type: none"> ▪ Submission of Statutory Reports as per schedule 	<ul style="list-style-type: none"> ▪ Status Report to the Public Administration and Appropriations Committee submitted on June 22, 2015; ▪ First, second and third quarterly OCG Reports submitted on March 24, July 11, October 9, 2015 and January 29, 2016; ▪ First Quarterly Performance Report submitted to OPM on July 14, 2015; ▪ Second Quarterly Performance Report 	<ul style="list-style-type: none"> ▪ 100 %

			<p>Submitted to OPM on October 15, 2015;</p> <ul style="list-style-type: none"> Third Quarterly Performance Report Submitted to OPM on January 14, 2016; Fourth Quarterly Performance Report Submitted to OPM on April 14, 2016; Strategic Plan 2016-2020, Operational Plan & Budget 2016-2017, Procurement Plan 2016 submitted to OPM on November 30, 2015; MOFP monthly and quarterly reports submitted. 	
5	Completion of Audits	<ul style="list-style-type: none"> Conduct Internal Audit and submit to Audit Committee 	<ul style="list-style-type: none"> Annual external audit for year ending March 31, 2015 completed. Internal audit for Q4 ending March 31, 2015 completed. Internal audit for Q1 ending June 31, 2015 completed. Internal audit for Q2 ending September 31, 2015 completed. Internal audit for Q3 ending December 31, 2015 drafted, management response being prepared. 	<ul style="list-style-type: none"> 100 %
6	Procurement plan (including BCJ green criteria)	<ul style="list-style-type: none"> Develop procurement plan and obtain approval 	<ul style="list-style-type: none"> All procurements conducted under supervision of procurement committee. 	<ul style="list-style-type: none"> 100 %
	Radio Digital Conversion (to realise reduction in energy consumption)	<ul style="list-style-type: none"> Per Digital Switchover (DSO) Project 	<ul style="list-style-type: none"> Not yet considered by national steering committee. 	n/a
7	Greening Plan	<ul style="list-style-type: none"> Develop BCJ greening plan (include cost benefit analysis) 	<ul style="list-style-type: none"> Greening Plan not completed but procurements are being undertaken consistent with green criteria – reduction of carbon footprint/energy use; 	<ul style="list-style-type: none"> 50%

			<ul style="list-style-type: none"> ▪ DSO cost benefit analysis includes reduced energy consumption. ▪ 2016-2020 Plan includes extensive provisions on energy conservation and Greening. ▪ Plan for refurbishing new building makes provision for energy conservation. 	
8	Strategic Plan Developed	<ul style="list-style-type: none"> ▪ Strategic Plan 2017-2019 developed ▪ Strategic Planning Retreat held ▪ Strategic and Operational Plan, budget and procurement plan for 2016-2017 developed and approved 	<ul style="list-style-type: none"> ▪ Strategic Planning Retreat held October 28 and 29, 2015; ▪ Strategic Plan 2016-2020 developed, approved and submitted to OPM on November 30, 2015; ▪ Operational Plan, budget and procurement plan for 2016-2017 developed, approved and submitted to OPM on November 30, 2015. 	<ul style="list-style-type: none"> ▪ 100 %

Strategic Objective #2: Industry Technology Renewal



	Planned Programmes	Major Tasks	Status	
	Digital Switchover Project	<ul style="list-style-type: none"> Facilitate meetings of the DSO Committee and the implementation of committee action plan Incorporate radio conversion to digital in DSO project Obtain national steering Committee approval of TOR, RFP and budget for DSO radio feasibility study Issue RFP 	<ul style="list-style-type: none"> ITU DSO Roadmap workshop held in April; DSO Technical Committee meeting with President of American Television Standards Committee (ATSC) held in April; DSO Steering Committee meeting to review preliminary ITU/DSO Roadmap held in April; ITU DSO Project site visits to 	<ul style="list-style-type: none"> 70%

	Planned Programmes	Major Tasks	Status	
			<p>television stations conducted in April;</p> <ul style="list-style-type: none"> ▪ Recommendation on procurement of DSO project management services recommitted to BCJ Board in May (decision pending); ▪ Jamaica/ITU DSO Draft Roadmap Report completed in June; ▪ DSO Steering Committee Meeting held July 30, 2015 to consider final draft of roadmap; ▪ DSO Technical Committee meetings held on November 1 and December 5, 2015 and January and January 27, 2016. 	
		<ul style="list-style-type: none"> ▪ Explore funding opportunities for support project management unit 	<ul style="list-style-type: none"> ▪ Pending finalization of project management 	n/a

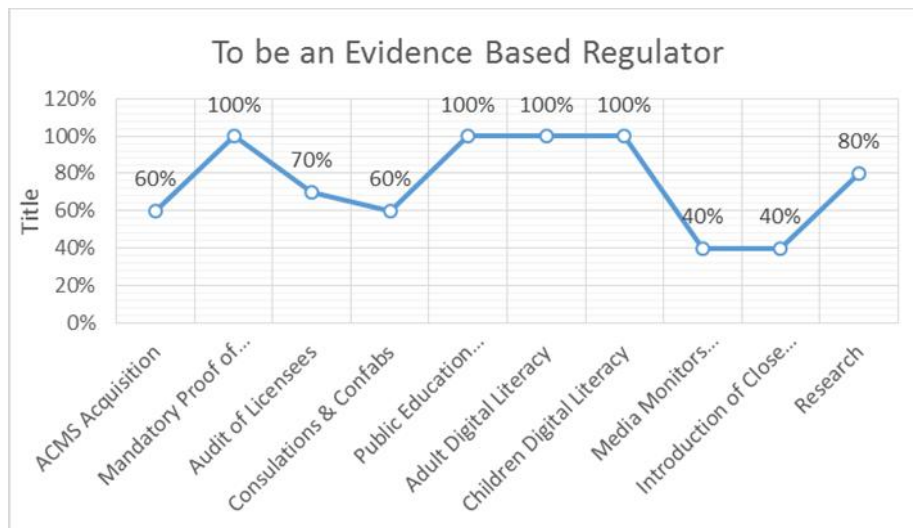
	Planned Programmes	Major Tasks	Status	
2	<p>Industry Modernisation and Investment</p> <p>Support for Small and Medium operators</p>	<ul style="list-style-type: none"> Develop Industry renewal strategy based on MSBM 2014 Industry Study Implement Industry renewal Recommendations per MSBM 2014 Industry Study 	<ul style="list-style-type: none"> Recommendation on industry renewal study recommitted to BCJ Board in April (decision pending); Research on differential regulatory treatment based on size/reach included in BCJ Research Framework (June); RFP for research issued using Local Competitive Bidding to be returned January 25, 2016. RFP for Tiered Regulatory System yielded one response for which the financial proposal far exceeded the comparable estimate. RFP was reissued on March 1, 2016 using Limited Tender. The deadline for 	<ul style="list-style-type: none"> 70%

	Planned Programmes	Major Tasks	Status	
			submission was April 7, 2016 and no proposal to undertake the project has been received by the Commission.	
3	STV Re-zoning and Digital mapping	<ul style="list-style-type: none"> ▪ Preliminary Zone adjustments to match NLA mapping. ▪ Zone review consultations ▪ Finalized zone adjustments ▪ Develop Implementation Plan 	<ul style="list-style-type: none"> ▪ Preliminary zone adjustment mapping to match NLA subdivisions, roadways and schemes for Cornwall, Middlesex and Surrey zones completed September 30, 2015; ▪ 2 zone review project planning meetings (BCJ/NLA) held in November and December, 2015; ▪ Preliminary consultations with Licensees in November 2015 – data to inform the zone review; ▪ Internal zone 	<ul style="list-style-type: none"> ▪ 70%

	Planned Programmes	Major Tasks	Status	
			<p>review took place on January 22, 2016 and a proposal was developed concerning how to rezone the parish of Portland.</p> <ul style="list-style-type: none"> ▪ On March 16-17, 2016 the ED, Economist and Commission's technical team visited the Portland to carry out additional zone review. This review led to the creation of a second rezoning proposal. ▪ On March 30, 2016 both proposals were discussed in a consultation session with licensees from Portland, and the consensus was that the latter proposal be accepted, successfully ending the preliminary 	

	Planned Programmes	Major Tasks	Status	
			zone review exercise for Portland.	

Strategic Objective #3: To be an Evidence-based Regulator



	Planned Programmes	Major Tasks	Status	
1	Comprehensive Automated Content Monitoring System (CMS) Project	<ul style="list-style-type: none"> ACMS acquisition Completed 	<ul style="list-style-type: none"> Recommendation on procurement of ACMS submitted to BCJ Board in May, not approved. 3 meetings held with preferred bidder on a new approach (a joint research project to develop ACMS which satisfies all the needs of the Commission) Meeting held on February 12, 2016 and March 2, 2016 with preferred bidder to discuss proposal Skype meeting on March 23, 2015 with ACMS provider in Israel. 	<ul style="list-style-type: none"> 60%
2	Mandatory Proof of Performance	<ul style="list-style-type: none"> Implement MPPR Plan Evaluation of MPPR Pilot (broadcasters and STVO's) 	<ul style="list-style-type: none"> MPPR evaluation completed in May and implementation of recommendations underway 	<ul style="list-style-type: none"> 100%
3	Audit of Licensees	<ul style="list-style-type: none"> Prepare Plan Procure Audit Services 	<ul style="list-style-type: none"> RFP Issued and bids evaluated in June; Auditors contracted; 	<ul style="list-style-type: none"> 70%

	Planned Programmes	Major Tasks	Status	
			<ul style="list-style-type: none"> ▪ Licensees informed; ▪ Audit commenced July 27, 2015; ▪ 4 audit of licensees completed, 1 underway. 	
4	Consultations, For a, Confab	<ul style="list-style-type: none"> ▪ Child Month Forum ▪ 3 Public Consultations by County ▪ Youth Forum ▪ Biennial Conference 	<ul style="list-style-type: none"> ▪ Child Month Digital Literacy Project (in collaboration with Office of Children's Advocate in May). ▪ Confab with licensees on April 20, 2015 on copyright and channel removal ▪ National Children's Summit 2015 with Child Development Agency (August) ▪ Collaboration with the National Child Month Committee on annual National Youth Forum – November 6. ▪ Confabs with licensees on October 6 & 12 – Promotion of Reggae Music. ▪ Confab with licensees November 25 – Presentations by Dr. Sonjay Niaah, Institute of Caribbean Studies, UWI Mona; Suncity Radio; Jamaica Music Society (JAMMS), and the Jamaica Public Service Company. 	<ul style="list-style-type: none"> ▪ 60%
5	Public Education Programme	<p>Develop Public Education/Media plan utilising:</p> <ul style="list-style-type: none"> ○ Expanded social media use and presence: 	<ul style="list-style-type: none"> ▪ Meeting with the Consultants selected pursuant to procurement on September 25, 2015 to agree contract terms ▪ Consultants contracted on October 1, 2015 ▪ Instagram (created in October). 240 followers at March 31, 2016 ▪ Facebook fan base at 22, 	<ul style="list-style-type: none"> ▪ 100%

	Planned Programmes	Major Tasks	Status	
			346 as at March 31, 2016 <ul style="list-style-type: none"> 71,168 YouTube views as of March 31, 2016 Twitter followers increased to 1,937 at March 31, 2016 	
		<ul style="list-style-type: none"> Quarterly Electronic Newsletter – The Broadcaster 	<ul style="list-style-type: none"> Published on May 20, 2015, July 13, 2015, October 6, 2015 and January 5, 2016. 	100%
		<ul style="list-style-type: none"> Electronic, print and outdoor media 	<ul style="list-style-type: none"> Campaign focused on copyright and access to content launched during the first quarter. Marketing Counselors selected to continue campaign and contracted on October 1, 2015. New advertising campaign launched in December 2015 – “When you see PG...Do PG”. Campaign focused on media literacy and user/parental responsibility. It utilized traditional, social, digital and outdoor media; Four 45-second vox pop TV advertisements and two 20-second TV advertisements along with radio advertisements and creatives for print, social and outdoor media were produced and placed. 	100%
6	Adult Digital Literacy programme	<ul style="list-style-type: none"> Develop Adult Digital Literacy plan 	<ul style="list-style-type: none"> Richmond Park Preparatory PTA, May 14 NCB SME Conference, June 6 Pharmaceutical Society of Jamaica Conference, June 27 International Reggae Day Conference, July 1 Calabar High School PTA, September 30 	100%

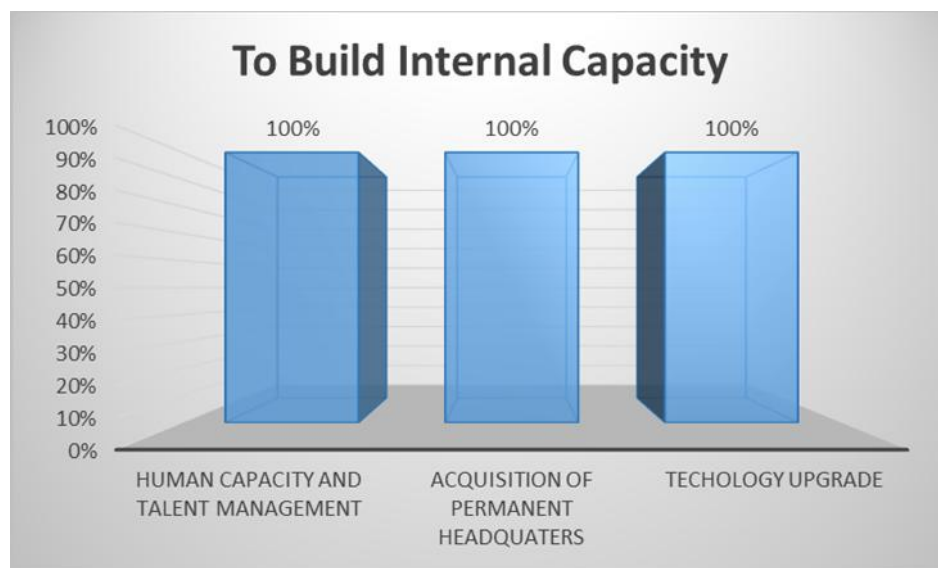
	Planned Programmes	Major Tasks	Status	
			<ul style="list-style-type: none"> ▪ National Parent-Teacher Association of Jamaica (NPTAJ) Region 6 Meeting, October 10 ▪ Rotary Club of Kingston Luncheon, October 15 ▪ CARIMAC – Presentation (Regulating in the Digital Age), November 10 ▪ Immaculate Conception High - Parenting Seminar, November 11 ▪ Cross Primary and Junior High - Parenting Seminar, November 18 ▪ Faith Basic School - Parenting Seminar, November 18 ▪ International Men's Day Forum - Parenting Seminar, November 19 ▪ Press Association of Jamaica Panel on "Modern Media", November 23 ▪ Greater Portmore Youth Centre - Parenting Seminar, November 24 ▪ UNESCO Community Media Partners Forum, November 26 ▪ CARIMAC, UWI Western Campus, March 7 ▪ Glenmuir High School PTA - Parenting Seminar, March 16 ▪ Faculty of Law, UWI Mona, March 21 	

	Planned Programmes	Major Tasks	Status	
7	Children's Digital Literacy (Schools' Outreach)	Children's Digital Literacy (Schools' Outreach) Project:	<ul style="list-style-type: none"> ▪ Boys Town All-Age, June 4 ▪ St. Hugh's High School Summer Programme, July 17 ▪ Police Youth Club National Summer Camp, July 21 ▪ St. Hugh's High School 6th form Orientation, ▪ Convent of Mercy Alpha, October 1 ▪ Bridgeport High School, October 9 ▪ Norman Manley High School, October 13 ▪ Wolmer's Boys, October 7 ▪ Bridgeport High, October 9 ▪ Norman Manley High, October 13 ▪ Immaculate Conception High, October 21 ▪ Westwood High, November 3 ▪ Rhodes Hall High, November 5 ▪ Jean D'Costa Seminar, November 6 ▪ National Child Month Committee National Youth Forum, November 6 ▪ Wolmer's Girls, November 13 ▪ St. Jago High, January 12 ▪ Greater Portmore High, January 14 ▪ Seaforth High, January 27 ▪ Robert Lightbourne High, January 27 ▪ The Queen's School, February 2 ▪ Denbigh High, February 5 ▪ Vauxhall High, February 17 ▪ Waterford High, March 1 ▪ Buff Bay High, March 8 ▪ Port Antonio High, March 9 ▪ Titchfield High, March 9 ▪ Fair Prospect High, March 10 	<ul style="list-style-type: none"> ▪ 100%

	Planned Programmes	Major Tasks	Status	
			<ul style="list-style-type: none"> ▪ Marymount High, March 10 ▪ YMCA, Spanish Town, March 17 ▪ Papine High, March 18 	
8	Media Monitors Programme	<ul style="list-style-type: none"> ▪ Media Monitoring Programme (MMP) ▪ Evaluate impact of training 	<ul style="list-style-type: none"> ▪ MMP evaluated in May ▪ Planning underway for development of online digital literacy academy and campaign. 	<ul style="list-style-type: none"> ▪ 40%
9	Introduction of Closed Captioning and Video Description/SAP	<ul style="list-style-type: none"> ▪ Conduct Regulatory Impact Assessment 	<ul style="list-style-type: none"> ▪ Request for proposal drafted for RIA; ▪ Desk research to be conducted in Q4; ▪ RIA to be conducted Financial Year 2016-2017. 	<ul style="list-style-type: none"> ▪ 40%
10	BCJ Research Programme	<ul style="list-style-type: none"> ▪ Design research framework and develop agenda 	<ul style="list-style-type: none"> ▪ Research framework finalised in June 2015. 	<ul style="list-style-type: none"> ▪ 100%
		<ul style="list-style-type: none"> ▪ Conduct research. 	<ul style="list-style-type: none"> ▪ RFP drafted for feasibility analysis of Tiered Regulatory System; ▪ Media Database population using data collected from licensees ▪ Research papers completed: <ul style="list-style-type: none"> ○ FTC Magazine - Regulatory Treatment of OTTs ○ BVI ICT Week- Regulating the Converged Sector ▪ Analysis of Radio Sector (RJR/Gleaner Merger) <ul style="list-style-type: none"> ○ Data collection and external data sharing for JICA re: Emergency 	<ul style="list-style-type: none"> ▪ 80%

	Planned Programmes	Major Tasks	Status	
			<p>Communication System in Jamaica.</p> <ul style="list-style-type: none"> ○ RFP on Tiered Regulatory System issued to be retuned January 25, 2016 ▪ Media Database population continued using data collected from licensees ▪ RFP for Tiered Regulatory System yielded one response for which the financial proposal exceeded the comparable estimate by much more than the 15% allowable under procurement rules. ▪ RFP was reissued on March 1, 2016 using Limited Tender. The deadline for submission was April 7, 2016 and no proposal to undertake the project has been received. ▪ BCJ re-engaged with schools between January and March 2016 for the 2nd phase of the Impact of Media Content on Children's Behaviour study. ▪ Comparative research done on investigations- examined number of complaints received, investigations completed and the timeline in which the situation was resolved. Regulators examined were the BCJ, Ofcom, FCC, CRTC, TATT. 	

Strategic Objective #4: To Build Internal Capacity



	Planned Programmes	Major Tasks	Status	
1	Human Capacity and Talent Management	<ul style="list-style-type: none"> Talent Management Plan 	<ul style="list-style-type: none"> Plan completed and approved by Commission in July; implementation underway. 	<ul style="list-style-type: none"> 100%
2	Acquisition of Permanent Headquarters	<ul style="list-style-type: none"> Implement acquisition plan 	<ul style="list-style-type: none"> Structural Report completed in April; MOU for additional parking completed in May; Submission to LARC in June; NWA, NWC comments obtained in June; Additional NWA comments obtained in July; Cabinet approval obtained in September; Sale agreement and Transfer signed in 	<ul style="list-style-type: none"> 100%

	Planned Programmes	Major Tasks	Status	
			<p>November 2015 and January 2016 respectively;</p> <ul style="list-style-type: none"> ▪ Completion of acquisition and possession effective February 1, 2016; ▪ National Works Agency contracted for Project Management Services to refurbish building and parking area. ▪ RFP Issue for competitive tender for architectural, electrical and mechanical services to renovate building and parking lot ▪ Invitation to Tender published in the Gleaner on February 6, 2016 and the Observer on February 9, 2016 for a return date of February 29, 2016 ▪ Two tenders received , however both were found to be unresponsive and both were also more than the comparative estimate provided by the Project Managers ▪ Meetings between the NWA and BCJ on March on way forward ▪ RFP reissued by way of limited tender on 	

	Planned Programmes	Major Tasks	Status	
			April 14, 2016 with April 29, 2016 as the return date.	
3	Technology Upgrade	<ul style="list-style-type: none"> ▪ Develop technology upgrade plan ▪ Develop a maintenance plan for equipment 	<ul style="list-style-type: none"> ▪ Antenna Array acquired (to facilitate inspections of digital STV systems) ▪ Digital field strength meter acquired in November 2015. ▪ Cyber Security Implementations <ul style="list-style-type: none"> ○ Mobile Device Management implemented on March 31, 2016. The security of all Commission data on mobile devices was improved by Google Mobile Management and Encryption policy. ○ In February 2016, the Employee IT Policy & Procedure Manual was drafted and reviewed. ▪ Website upgraded and launched on February 29, 2016. 	<ul style="list-style-type: none"> ▪ 100%

DETAILS OF KEY OPERATIONAL ACTIVITIES

Monitoring, Compliance and Customer Service

Contacts with the Commission

Seven hundred and one (701) contacts were recorded for the period under review. This was a fourteen percent (14%) increase over the previous year. The contacts resulted in thirty five (35) investigations and the issuing of seventy three (73) Notices of Breach.

Table 1 – TOTAL CONTACTS RECORDED

APRIL '15 - JUNE '15	182
JULY '15 - SEPTEMBER '15	210
OCTOBER '15 - DECEMBER '15	193
JANUARY '16 - MARCH '16	116
TOTAL	701

Table 2 provides further details on the nature of contacts with the public.

Table 2: BREAKDOWN OF CONTACTS

	Apr-Jun 2015	Jul-Sept 2015	Oct-Dec 2015	Jan-Mar 2016	Total
<i>Complaints received</i>	15	6	2	12	35
Zoning Information	-	6	-	-	6
Broadcast & STV Licensees Application process	6	7	6	3	22
Exclusive Broadcast Rights Issues	50	10	30	3	93
Poor Technical Coverage	3	4	7	8	22
Digital Cable Box Issues	-	-	7	6	13
Commission's role in regulating fees/rebates by STVO's	8	50	20	3	81
Subscriber Television Copyright Compliance Campaign Issues	13	-	15	-	28
Regulation regarding the transmission of content in Spanish	2	-	-	-	2
Regulations of Independent Programme Providers	2	-	-	2	4
Columbus Communications Limited (Flow) removal of channels in compliance with Copyright Law	-	27	-	-	27
Commission's role in regulation of Low Power Radio Stations	-	3	-	-	3
Loss of Cable Channels	-	-	-	3	3
Other operational issues (with the exception of those indicated above)	83	97	106	76	362
TOTAL	182	210	193	116	701

Complaints Received

Section 16 (f) of The **Broadcasting and Radio Re-Diffusion Act** requires the Commission to “receive and investigate complaints in relation to any matter under the Act”.

During the period under review, the Commission received thirty five (35) complaints. This was an increase of thirteen percent (13%) when compared to the previous period. Table 3 provides a breakdown of the complaints on a quarterly basis.

Table 3: QUARTERLY BREAKDOWN OF COMPLAINTS RECEIVED

APRIL '15 - JUNE '15	15
JULY '15 - SEPTEMBER '15	6
OCTOBER '15 - DECEMBER '15	2
JANUARY '16 - MARCH '16	12
TOTAL	35

Table 4: COMPLAINTS RECEIVED APRIL 2015- MARCH 2016

	Apr-Jun 2015	Jul-Sep 2015	Oct-Dec 2015	Jan-Mar 2016	TOTAL	(%)
Subscriber Television						
Technical					0	0%
Customer Service	0	0	0	0	0	0%
Content Standards	0	1	0	0	1	3%
Copyright	0	0	0	0	0	0%
Broadcast Television						
Technical	0	0	0	0	0	0%
Content Standard	4	2	0	3	9	26%
Copyright	0	0	0	0	0	0%
Broadcast Radio						
Content Standards	11	3	2	9	25	71%
Copyright	0	0	0	0	0	0%
Total	15	6	2	12	35	100%
Percentage (%)	43%	17%	6%	34%		100%

Complaints Investigated

The Commission investigated seventy six (76) complaints. Thirty-five (35) of those arose during the period under review and forty one (41) were carried over from the previous year. The total number of complaints investigated represented a fifteen percent (15%) increase over the previous period.

Table 5 represents a breakdown of the complaints investigated on a quarterly basis.

Table 5: COMPLAINTS INVESTIGATED FOR THE PERIOD APRIL 2015-MARCH 2016

APRIL '15 - JUNE '15	28
JULY '15 - SEPTEMBER '15	18
OCTOBER '15 - DECEMBER '15	10
JANUARY '16 - MARCH '16	20
TOTAL	76

Table 6 provides a breakdown of all complaints investigated, including those brought forward from the previous period.

Table 6: TOTAL COMPLAINTS INVESTIGATED APRIL 2015 - MARCH 2016

	Complaints Brought forward From April 2014- March 2015	Complaints Received April 2015-March 2016	Total
Subscriber Television	11	1	12
Broadcast Television	7	9	16
Broadcast Radio	23	25	48
TOTAL	41	35	76

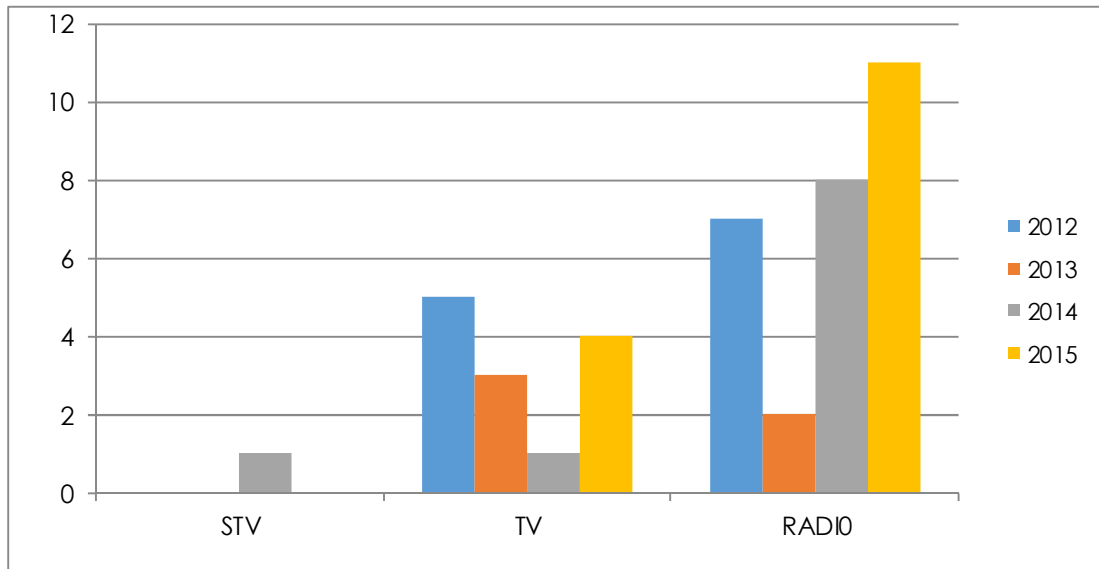
Table 7: Content Standards Complaints Investigated April- June 2015

	Transmission of content with indecent and profane language.	Transmission of a songs with sexually explicit lyrics.	Transmission of song with violent lyrics	TOTAL
CVM Television Ltd.	2			2
FAME 95 FM	1	2	1	4
Grove Broadcasting (ZIP 103 FM)	1	1		2
S&B Communications Limited (FYAH 105 FM)	1	1		2
St. Bess Radio (BESS 100 FM)	1			1
Television Jamaica Ltd.	1		1	2
Western Broadcasting Ltd. (HOT 102 FM)	1			1
Yard Broadcasting Ltd. (LINKZ FM)		1		1
TOTAL	8	5	2	15

***Complaints listed above include allegations that may not have necessarily resulted in findings of breach.**

Figure 1 illustrates the trends in content standard complaints received in similar reporting periods since 2012.

Figure 1
Content Standards Report Trends for Quarter (April – June) 2012 to 2015



	2012	2013	2014	2015
STV	0	0	1	0
TV	5	3	1	4
RADIO	7	2	8	11

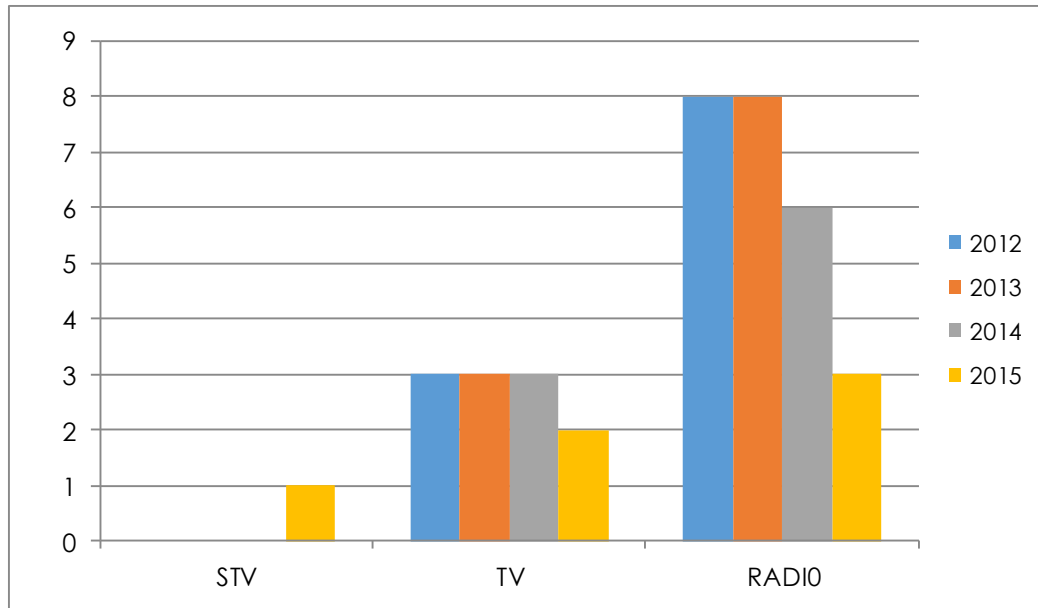
Table 8: Content Standards Complaints Investigated July – September 2015

	Transmission of sexually explicit discussion.	Infringement of Television Jamaica Exclusive Rights.	Transmission of song with sexually explicit lyrics.	Transmission of song with excessive language.	Reporter making light of a physical assault.	TOTAL
Columbus Communications		1				1
CVM	1				1	2
Radio Jamaica Ltd. (FAME 95 FM)				1		1
Radio Jamaica Ltd. (HITZ 92 FM)			1			1
S&B Communications (FYAH 105 FM)				1		1
TOTAL	1	1	1	2	1	6

***Complaints listed above include allegations that may not have necessarily resulted in findings of breach.**

Figure 2 illustrates the trends in content standard complaints received in similar reporting periods since 2012.

Figure 2
Content Standards Report
Trends for Quarter (July – September) 2012 to 2015



	2012	2013	2014	2015
STV	0	0	0	1
TV	3	3	3	2
RADIO	8	8	6	3

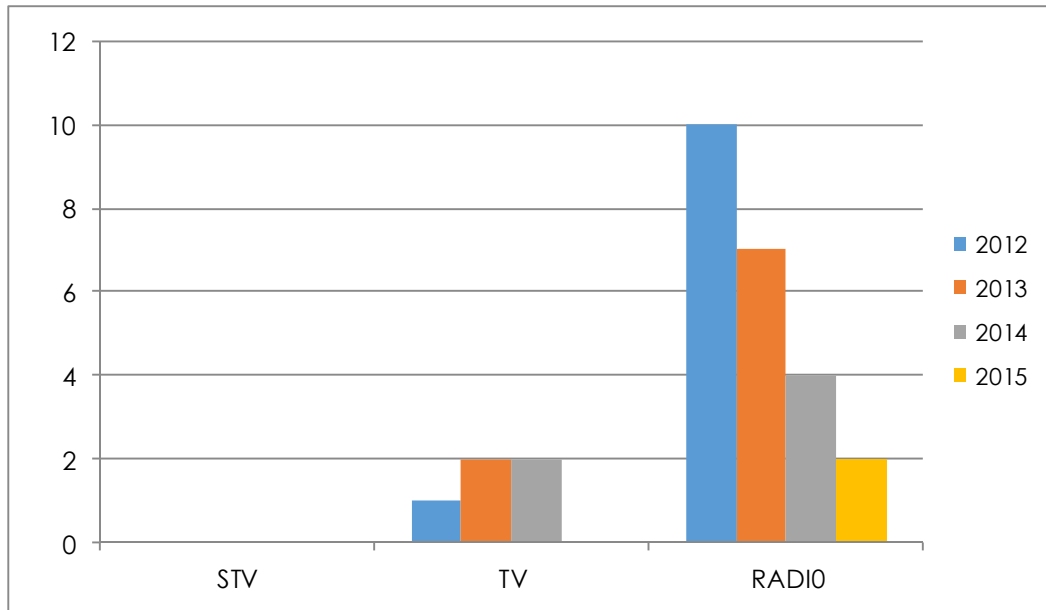
Table 9: Content Standards Complaints Investigated October-December 2015

	Using the airwaves to promote copyright infringement.	Transmission of a song with indecent and profane language.	TOTAL
Grove Broadcasting Company Limited (IRIE FM)	1		1
St. Bess FM Company Limited		1	1
TOTAL	1	1	2

***Complaints listed above include allegations that may not have necessarily resulted in findings of breach.**

Figure 3 illustrates the trends in content standard complaints received in similar reporting periods since 2012.

Figure 3
Content Standards Report Trends for Quarter:
(October – December) 2012 to 2015



	2012	2013	2014	2015
STV	0	0	0	0
TV	1	2	2	0
RADIO	10	7	4	2

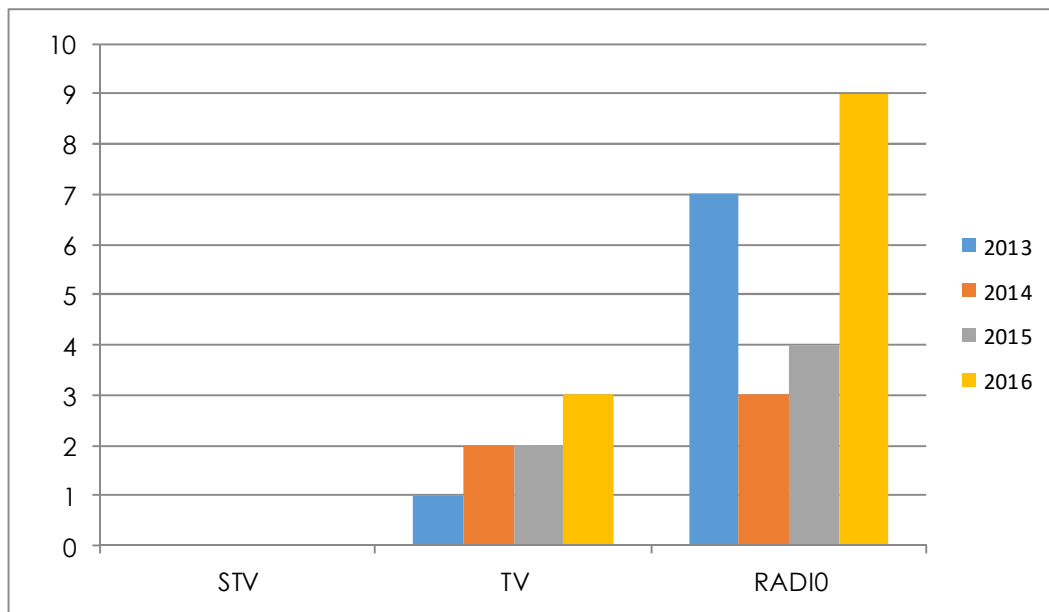
Table 10: Content Standards Complaints Investigated January - March 2016

	Alleged slander during News Watch	Transmission of content with excessive language.	Transmission in breach of Jamaican Law.	Transmission of a song in breach of the scheduling requirement.	Transmission of song with indecent and profane matter.	Transmission of a song with mild sexual content.	Transmission of a song with mild language.	Transmission of excessive language during movie.	Transmission of song containing violent lyrics.	TOTAL
CVM	1								1	2
Grove Broadcasting (IRIE FM)				1						1
Kommerical Suites (Mega Jamz)					1					1
Mother in Crisis (Suncity Radio)									1	1
Radio Jamaica Limited (RJR 94 FM)					1					1
S&B Communications (FYAH 105 FM)						2	1			3
Television Jamaica Ltd.								1		1
Universal Media Co. Ltd.		1								1
Western Broadcasting (HOT 102 FM)			1							1
TOTAL	1	1	1	1	2	2	1	1	2	12

*Complaints listed above include allegations that may not have necessarily resulted in findings of breach.

Figure 4 illustrates the trend in content standard complaints received in similar reporting periods since 2013.

Figure 4
Content Standards Report
Trends for Quarter (January – March) 2013 to 2016



	2013	2014	2015	2016
STV	0	0	0	0
TV	1	2	2	3
RADIO	7	3	4	9

TECHNICAL MONITORING

Technical inspection was conducted on the systems and operations of twenty nine (29) STV licensees. **Tables 11 - 14** provide a breakdown on the licensees inspected as well as the summarized results of findings from the inspections and the actions taken by the Commission to ensure that the areas of non-compliance detected during the inspections were remedied.

Table 11: Technical Monitoring: April - June 2015

	LICENSEES INSPECTED	BREACH DETECTED	STATUS
1.	Guthrie's Communications Limited	16(1) 17(1)(g)(ii) 17(1)(f) 17(1)(b) 17(1)(a) 17(4)(b), 17(1)(h), 17(4)(d), 17(4)(e) Breach of licence [1] Breach of licence [2]	Notice of Breach issued – June 1, 2015 & Follow up Breach Letter – September 30, 2015
2.	Inntech Communications Limited	17(4)(e)	Fully compliant as of February 26, 2016
3.	Vere Cable Network Company Limited	15(b) 16(1) 17(4)(d) 17(4)(e) 17(1)(h) 17(1)(b) 17(1)(d)	Notice of Breach issued – June 29, 2015 & Follow up Breach Letter – December 8, 2015
4.	ProCable Network Limited	17(4)(d) 17(4)(e) 17(1)(d) 15(a)	Notice of Breach issued – October 21, 2015 & Follow up Breach Letter – February 26, 2016
5.	General Satellite Network Limited	17(1)(h)	Fully compliant as of February 26, 2016
6.	Cornwall Communication Limited	17(1)(h) 15(a) Breach of licence[2]	Notice of Breach issued – September 25, 2015

Table 12: Technical Monitoring: July - September 2015

	LICENSEES INSPECTED	BREACH DETECTED	STATUS
7	Network Cable Services Limited	17(1)(h), 17(4)(d), 17(4)(e), 17(1)(b) Breach of licence [1]	Notice of Breach issued – July 29, 2015 & Follow up Breach Letter - December 8, 2015
8	Modern Rebroadcasting Company Limited	15(a)	Fully compliant as of November 30, 2015
9	Santastic Cable Systems Limited	17(4)(e)	Fully compliant as of February 26, 2016
10	First Choice Cable Services Limited	17(1)(b), 17(1)(h) Breach of licence [1]	Notice of Breach issued – September 25, 2015 & Follow up Breach Letter – January 21, 2016
11	Starcom Cablevision Limited	16 (1), 15(a), 17(1)(h), 17(4)(d), 17(4)(e)	Notice of Breach issued – September 25, 2015 & Follow up Breach Letter – January 21, 2016
12	Cabletron Network Systems Limited	17(4)(e)	Fully compliant as of February 26, 2016
13	McKoy's Cable Television Company Limited	15(a), 17(1)(h), 17(4)(d), 17(4)(e)	Notice of Breach issued – December 1, 2015 & Follow up Breach Letter – April 5, 2016
14	Summit Satellite Systems Limited	17(4)(d), 17(4)(e) Breach of licence [2]	Notice of Breach issued – April 11, 2016
15	Wilson's Enterprise Limited (Satcom)	17(4)(e), 17(4)(d)	Notice of Breach issued – February 26, 2016

Table 13: Technical Monitoring: October - December 2015

	LICENSEES INSPECTED	BREACH DETECTED	STATUS
16	Tru-Star Cable Television Ltd.	16(1), 17(1)(h), 17(4)(e), 17(4)(d)	Notice of Breach issued – December 1, 2015
17	Venus Cable Services Limited	17(1)(b) 17(1)(h), 17(4)(b) 17(4)(e), 17(4)(d) - Breach of licence [1]	Notice of Breach issued – December 1, 2015
18	Somane Pesole Communications Limited	17(1)(a), 17(1)(g)(ii), 15(a), 15(b), 16(1), 32(a),	The licensee was contacted to have the breach addressed within an agreed time line to achieve compliance.
19	Cable One Jamaica Limited	17(1)(b), 17(1)(h), 17(4)(b), 17(4)(d), 17(4)(e) Breach of licence [1]	Notice of Breach issued – January 29, 2016
20	Direct Cable Systems Limited	Breach of licence [2]	The licensee was contacted to have the breach addressed within an agreed time line to achieve compliance.
21	Combined Communications Limited	17(1)(h), 17(4)(e)	The licensee was contacted to have the breaches addressed within an agreed time line to achieve compliance.
22	Communicable Limited	15(a), 17(4)(b)	The licensee was contacted to have the breaches addressed within an agreed time line to achieve compliance.
23	Central Clarendon Cable Limited	17(1)(b), 15(a), 15(b), 17(1)(f), 17(4)(d), 17(4)(e) Breach of licence [1]	Notice of Breach issued – February 3, 2016
24	Total Cable Limited	17(4)(d), 17(4)(e), 17(1)(b), 17(1)(h), 15(a) Breach of licence [1]	Notice of Breach issued – February 4, 2016

Table 14: Technical Monitoring: Jan - March 2016

	LICENSEES INSPECTED	BREACH DETECTED	STATUS
25	Horizon Entertainment & Communications Limited	17(1)(a) 17(1)(d) 17(1)(g)(ii) 17(4)(d) 17(4)(e) Breach of licence [2]	The licensee was contacted to have the breaches addressed within an agreed time line to achieve compliance.
26	Marimaxx Communications Limited	17(4)(b), 17(4)(d), 17(4)(e)	The licensee was contacted to have the breaches addressed within an agreed time line to achieve compliance.
27	Unique Vision Cable Company Limited	17(4)(b), 17(4)(d), 17(4)(e) Breach of licence [2]	The licensee was contacted to have the breaches addressed within an agreed time line to achieve compliance.
28	Logic One Limited	17(4)(b)	
29	Telstar Cable Limited/Digicel	17(4)(b), 17(4)(d), 17(4)(e)	

Note:

- Licensees highlighted in grey are now fully compliant with the Regulations.
- Licensee highlighted in yellow was given an opportunity to address the one breach detected prior to being issued with a notice of breach letter.
- Breach of Licence 1 means system not addressable
- Breach of Licence 2 means not providing service to licensed zone(s)

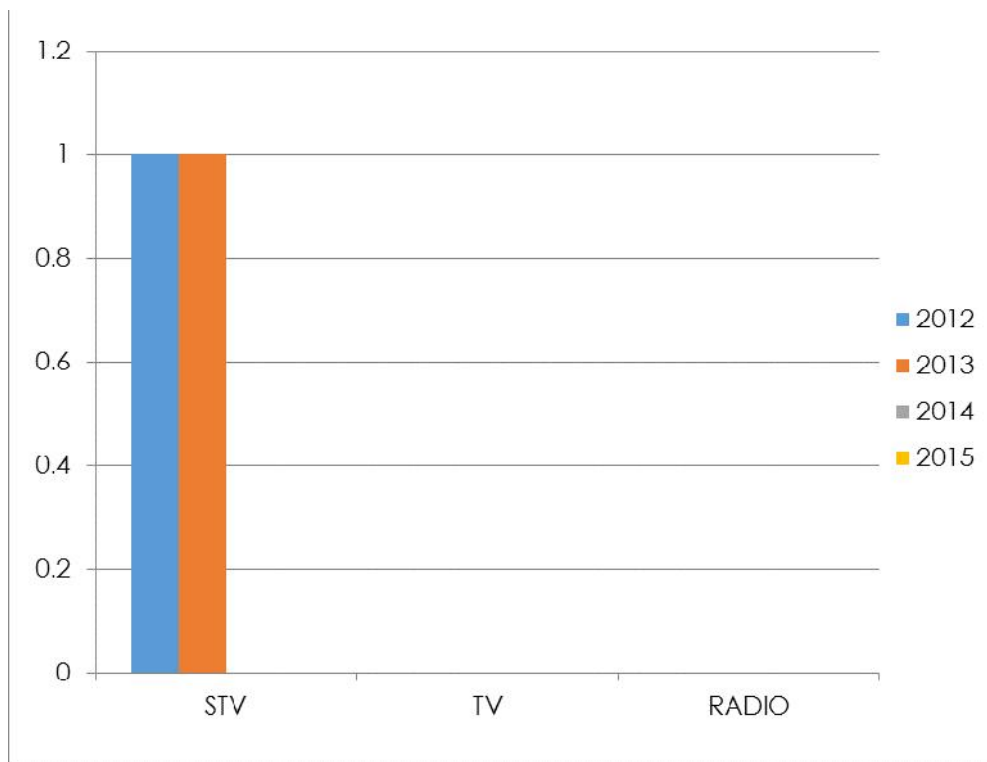
TECHNICAL INVESTIGATIONS (Standards & Service Area)

For the period under review no investigation was conducted in relation to complaints about technical quality of STV service.

Figure 5 illustrates the trends in technical standard complaints received in similar reporting periods since 2012.

Figure 5

Technical Standards Report Trends for Quarter (April – June) 2012 to 2015

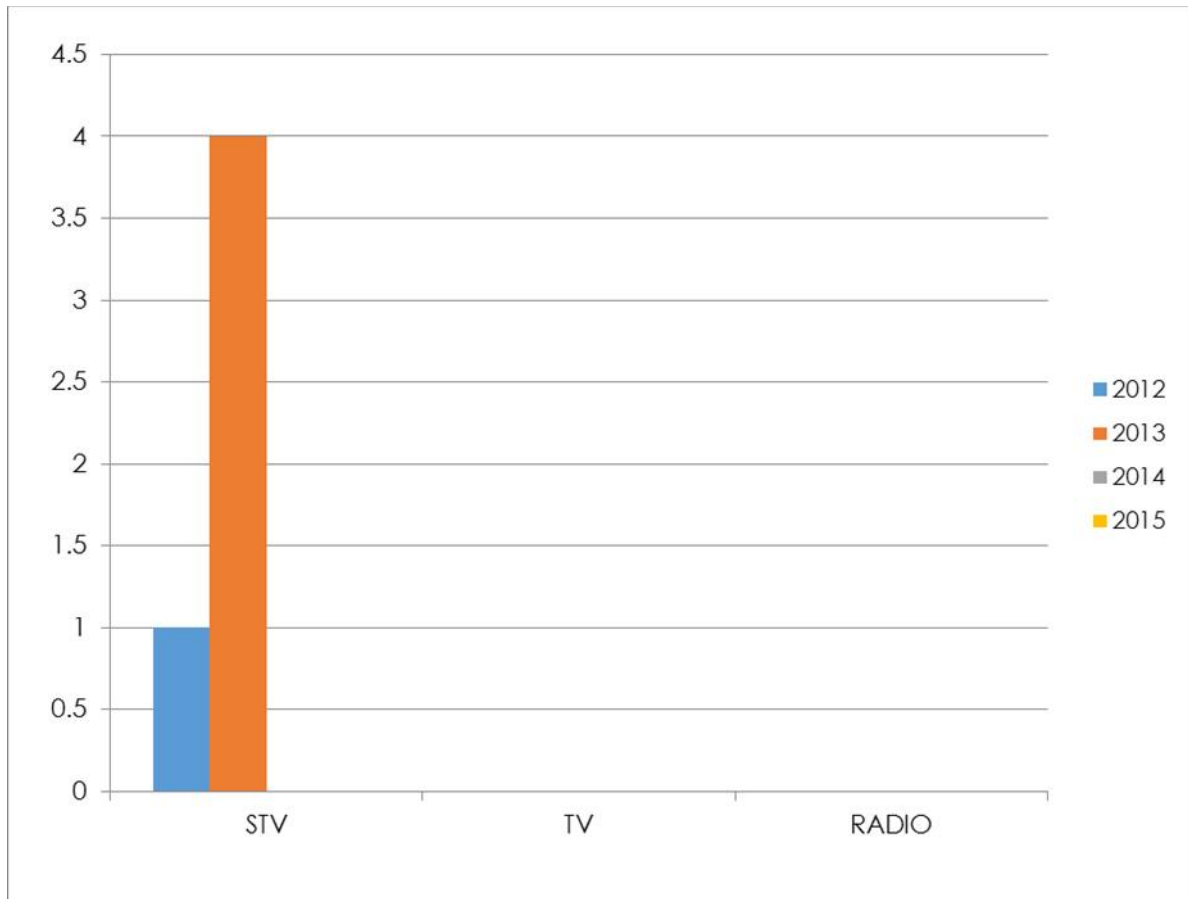


	2012	2013	2014	2015
STV	1	1	0	0
TV	0	0	0	0
RADIO	0	0	0	0

Figure 6 illustrates the trend in technical standard complaints received in similar reporting periods since 2012.

Figure 6

Technical Standards Report Trends for Quarter (July – September) 2012 to 2015

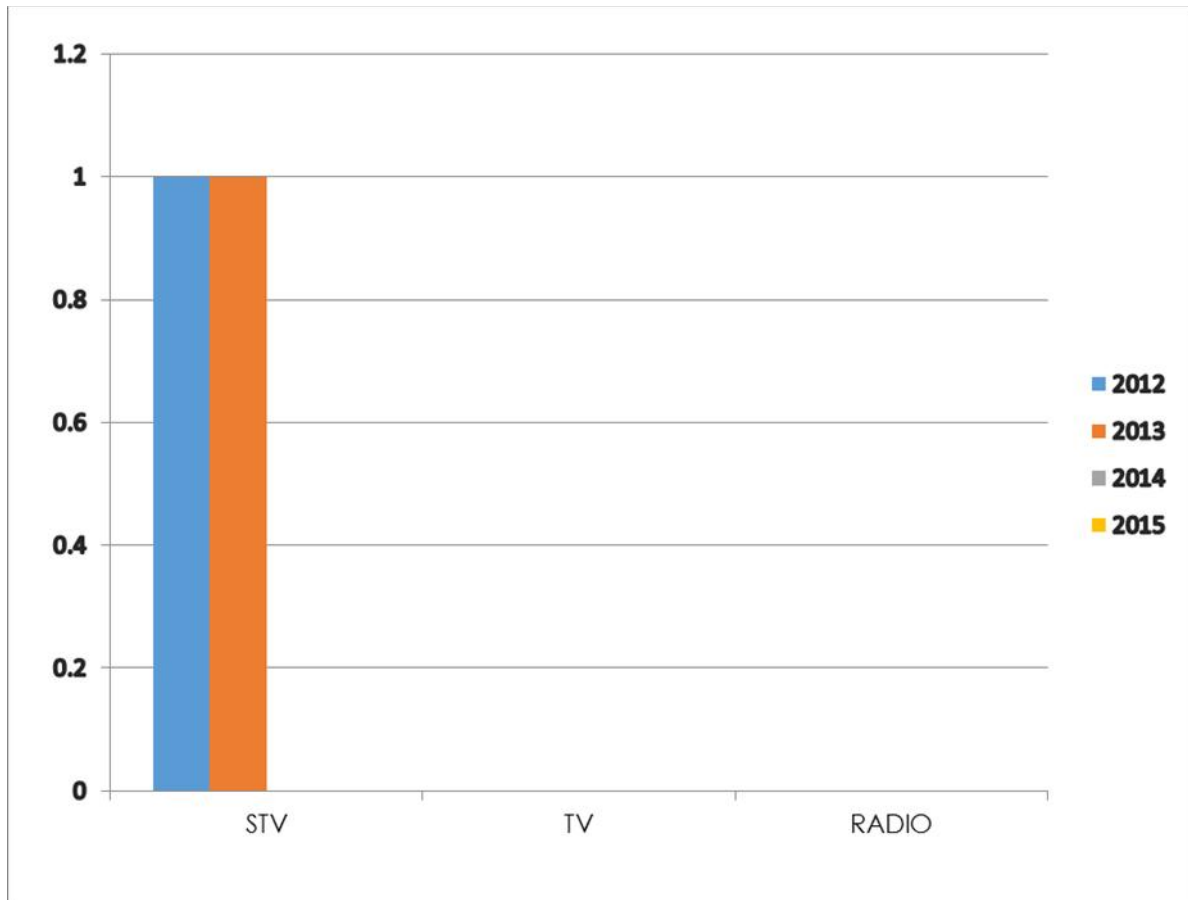


	2012	2013	2014	2015
STV	1	4	0	0
TV	0	0	0	0
RADIO	0	0	0	0

Figure 7 illustrates the trend in technical standard complaints received in similar reporting periods since 2012.

Figure 7

Technical Standards Report Trends for Quarter (October – December) 2012 to 2015

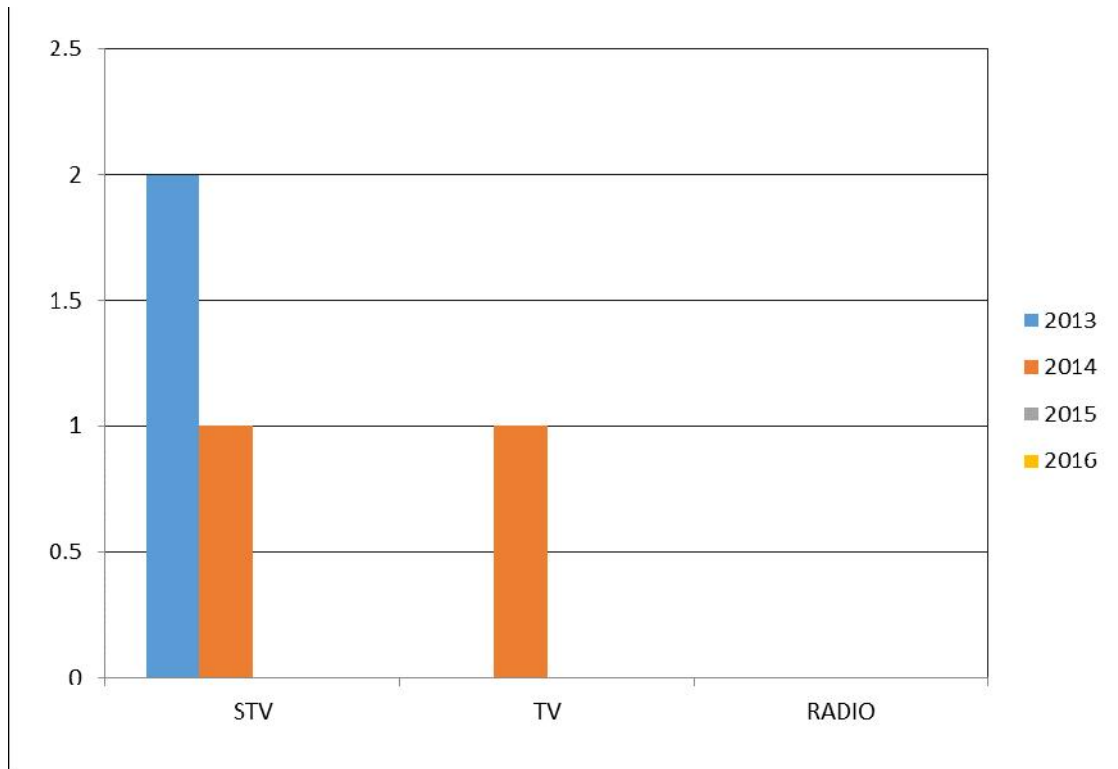


	2012	2013	2014	2015
STV	1	1	0	0
TV	0	0	0	0
RADIO	0	0	0	0

Figure 8 illustrates the trend in technical standard complaints received in similar reporting periods since 2013.

Figure 8

Technical Standards Report Trends for Quarter (January – March) from 2013 to 2016



	2013	2014	2015	2016
STV	2	1	0	0
TV	0	1	0	0
RADIO	0	0	0	0

COMPLAINTS RESOLUTION

Thirty-two (32) complaints were resolved during the period under review.

Table 15 shows the categories of complaints resolved while **Table 16** details the grounds on which the Commission closed its investigations.

Table 15:
Complaints Resolved April 2015 – March 2016 (By Service)

	NO. OF INVESTIGATED COMPLAINTS RESOLVED (INCLUDING THOSE BROUGHT FORWARD)
Subscriber Television	
Broadcast Television	1
Broadcast Radio	8
	23
Total	32

Table 16:
Complaints Resolved for April 2015 – March 2016 (By Method)

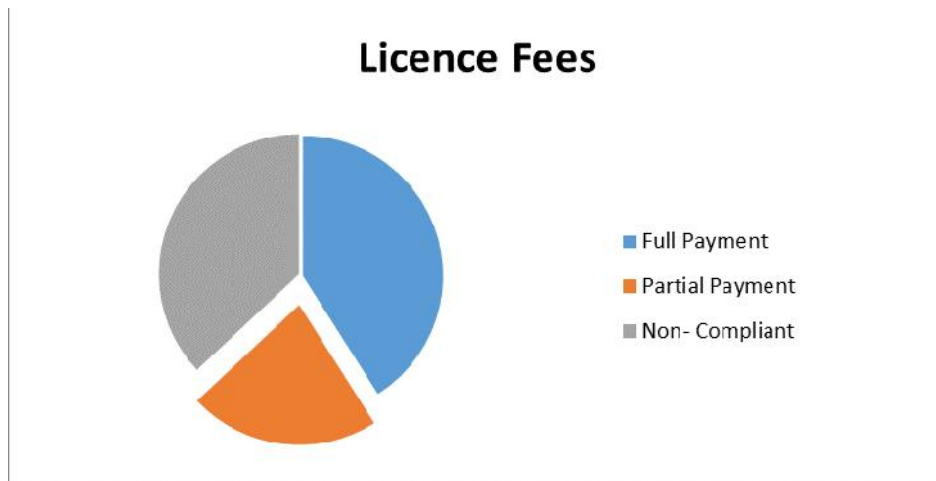
CATEGORY	Apr-Jun 2015	Jul-Sept 2015	Oct-Dec 2015	Jan-Mar 2016	TOTAL
Closed – no further remedial action					
Subscriber Television	-			-	-
Broadcast Television	-	2	-	-	2
Broadcast Radio	3	1	4	1	9
Closed – No evidence of breach of Children's Code for Programming					
Subscriber Television	-	-	-	-	-
Broadcast Television	1	1	1	-	3
Broadcast Radio	3	2	2	1	8
Closed – No Sanctions Applied					
Subscriber Television	-	-	1	-	1
Broadcast Television	-1	2	-	-	3
Broadcast Radio	3	1	2	-	6
Total	11	9	10	2	32

FINANCIAL COMPLIANCE

STV operators are required to pay an annual licence fee of five percent (5%) of their gross subscription income. Aggregate payment performance is illustrated in **Figure 9**

Figure 9

Licence Fees



Full Payment	- 41%
Partial Payment	- 22%
Non- Compliant	- 37%

TABLE 17:
STV LICENSEES FINANCIAL COMPLIANCE FOR QUARTER ENDED MARCH 31, 2016

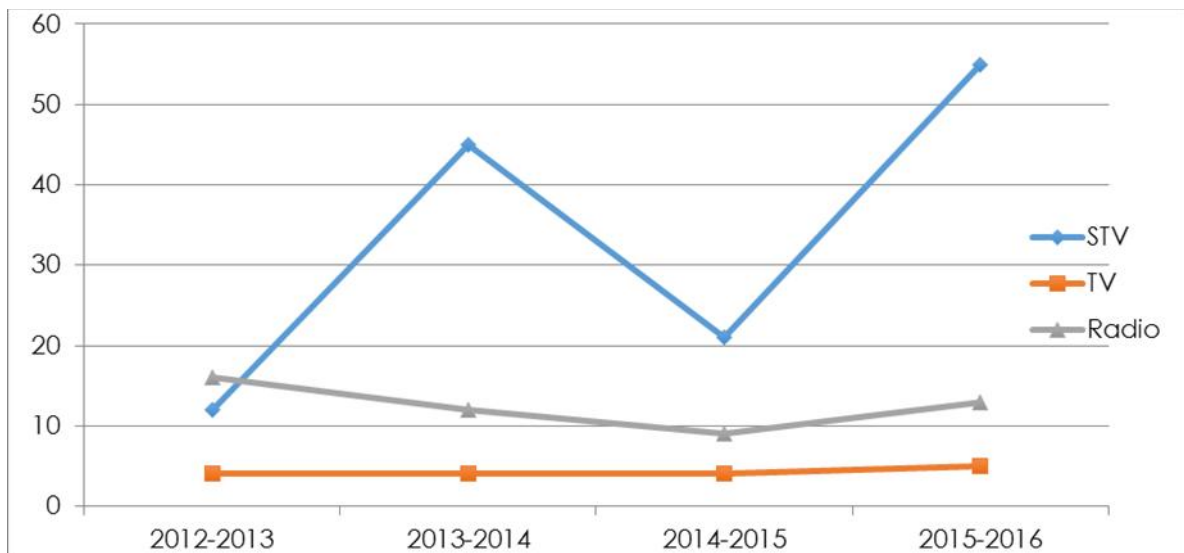
LICENSEES		SUBMISSION OF AUDITED FINANCIAL STATEMENTS FOR YEARS:					LICENCE FEES		
		2011	2012	2013	2014	2015	Paid in Full	Partial Payment	Non- Compliant
1	Astra Technology Ltd.	yes	yes	yes	yes	no	✓		
2	Cable One Jamaica Ltd. yes	yes	yes	yes	yes	no		✓	
3	Cabletron Network Systems Ltd.	yes	yes	no	no	no			✓
4	Central Clarendon Cable Ltd.	n/a	n/a	n/a	n/a	n/a		✓	
5	Central Communication Services Ltd.	yes	yes	yes	yes	no	✓		
6	Columbus Communications - FLOW	yes	yes	yes	no	no	✓		
7	Combined Communications Ltd.	yes	yes	yes	yes	no		✓	
8	Communicable Ltd.	no	no	no	no	no		✓	
9	Cornwall Communications Ltd.	yes	yes	yes	no	no		✓	
10	CTL Limited	yes	yes	yes	yes	no	✓		
11	Digicel Jamaica (formerly Telstar Cable Ltd)	yes	yes	yes	no	no	✓		
12	Direct Cable Systems Ltd.	yes	yes	yes	no	no			✓
13	First Choice Cable	yes	yes	yes	yes	no			✓
14	Gemini Cable Network (formerly Silly Video Cable Network Ltd)	yes	yes	yes	yes	no	✓		
15	General Satellite Network Company	yes	yes	yes	yes	no		✓	
16	Guthrie's Communications Ltd	yes	yes	yes	no	no			✓
17	Horizon Entertainment & Communication	n/a	n/a	n/a	n/a	n/a	✓		
18	Inntech Communications Ltd.	yes	yes	yes	yes	no	✓		
19	Jamaica Cablevision Ltd.	yes	yes	yes	no	no	✓		
20	Linscom Network Limited	yes	yes	yes	yes	no	✓		
21	Logic One Limited	yes	yes	yes	yes	no	✓		
22	Marimaxx Communications Ltd.	no	no	no	no	no			✓
23	Mars Cable Vision Ltd.	yes	yes	yes	yes	no		✓	

LICENSEES		SUBMISSION OF AUDITED FINANCIAL STATEMENTS FOR YEARS:					LICENCE FEES		
		2011	2012	2013	2014	2015	Paid in Full	Partial Payment	Non- Compliant
24	McKoy Cable Television Co. Ltd.	no	yes	yes	yes	no			✓
25	Mikes Electronics & Cable Network Ltd.	no	no	no	no	no			✓
26	Modern Re-Broadcasting Co. Ltd.	yes	yes	yes	yes	no	✓		
27	Nems Electrical & Satellite Ltd.	n/a	n/a	n/a	n/a	n/a			✓
28	Network Cable Service	n/a	n/a	n/a	no	no	✓		
29	Odyssey Cable Vision Limited	yes	no	yes	yes	no	✓		
30	Procables Network Limited	n/a	n/a	n/a	n/a	n/a	✓		
31	QES 46 Limited	yes	yes	yes	no	no		✓	
32	Quality Cable Service	n/a	n/a	no	no	no			✓
33	Rural Cable Company Limited	n/a	n/a	n/a	n/a	n/a	✓		
34	Santastic Cable Systems Ltd.	yes	yes	yes	yes	no	✓		
35	Somane Pesole Communications Ltd.	n/a	n/a	n/a	n/a	n/a	✓		
36	Starcom Cablevision Ltd.	yes	yes	yes	no	no			✓
37	Stars Cable Company Ltd.	yes	yes	yes	no	no	✓		
38	St. Thomas Cable Network Limited	yes	yes	yes	no	no		✓	
39	Summit Satellite Systems Limited	yes	yes	yes	no	no			✓
40	Total Cable	no	yes	yes	no	no			✓
41	Tru Star Cable Television Network	yes	yes	yes	yes	no		✓	
42	Unique Vision Cable Co. Ltd.	no	no	no	no	no			✓
43	Venus Cable Services	no	no	no	no	no			✓
44	Vere Cable Network Limited	n/a	n/a	n/a	n/a	n/a			✓
45	Westar Communications Limited	no	no	no	no	no			✓
46	Wilson Enterprises Limited	yes	yes	yes	no	no			✓

NOTICES OF BREACH

During the period under review, seventy three (73) Notices of Breach were issued to licensees. Nineteen (19) notices arose from contraventions of content standards, and fifteen (15) for failure to meet technical standards. Thirty nine (39) arose from contravention of Copyright Laws.

Figure 10
TREND IN BREACHES BY SERVICE



	12-13	13-14	14-15	15-16
STV	12	45	21	55
TV	4	4	4	5
RADIO	16	12	9	13

BREACHES BY BROADCAST RADIO LICENSEES

GROVE BROADCASTING COMPANY LIMITED (IRIE FM)

DATE OF BREACH:	April 10, 2015
COMPLAINT NUMBER:	2015062401
NATURE OF COMPLAINT:	Transmission of song with violent lyrics.
NATURE OF BREACH:	Breach of the TSBR and of the Code.
COMMISSION DECISION:	Licensee in breach
REMEDIAL ACTION:	No sanction applied-licensee strongly warned against repeating violation.
STATUS:	Closed

GROVE BROADCASTING COMPANY LIMITED (ZIP 103 FM)

DATE OF BREACH:	April 15, 2015
COMPLAINT NUMBER:	2015021700
NATURE OF COMPLAINT:	Transmission of content containing profanity.
NATURE OF BREACH:	Breach of the TSBR and of the Code.
COMMISSION DECISION:	Licensee in breach
REMEDIAL ACTION:	Licensee directed to transmit apology. Licensee complied.
STATUS:	Closed

DATE OF BREACH:	August 4, 2015
COMPLAINT NUMBER:	2015062900
NATURE OF COMPLAINT:	Transmission of song with excessive lyrics.
NATURE OF BREACH:	Breach of the TSBR and the Code.
COMMISSION DECISION:	Licensee in breach
REMEDIAL ACTION:	Commission accepted the internal remedial actions taken by licensee
STATUS:	Closed

S&B COMMUNICATION LIMITED (FYAH 105)

DATE OF BREACH:	June 10, 2015
COMPLAINT NUMBER:	2015041302
NATURE OF COMPLAINT:	Transmission of song containing mildly offensive language.
NATURE OF BREACH:	Breach of the scheduling requirements of the Code.
COMMISSION DECISION:	Licensee in breach

REMEDIAL ACTION:	Licensee directed to transmit apology -
	Licensee complied
STATUS:	Closed.

RADIO JAMAICA (FAME 95 FM)

DATE OF BREACH:	April 16, 2015
COMPLAINT NUMBER:	2015021000
NATURE OF COMPLAINT:	Transmission of content containing profanity.
NATURE OF BREACH:	Breach of the TSBR & the Code
COMMISSION DECISION:	Breach of Licence
REMEDIAL ACTION:	Licensee directed to transmit apology -
	Licensee complied.
STATUS:	Closed

DATE OF BREACH:	June 10, 2015
COMPLAINT NUMBER:	2015041300
NATURE OF COMPLAINT:	Transmission of song with sexually-themed lyrics.
NATURE OF BREACH:	Breach of the scheduling requirement of the Code.
COMMISSION DECISION:	Licensee in breach
REMEDIAL ACTION:	No Sanction-licensee directed to cease airing of offensive version of song.
STATUS:	Closed

DATE OF BREACH:	July 9, 2015
COMPLAINT NUMBER:	2015052600
NATURE OF COMPLAINT:	Transmission of song containing violent lyrics.
NATURE OF BREACH:	Breach of the TSBR & the Code.
COMMISSION DECISION:	Breach of Licence
REMEDIAL ACTION:	Licensee directed to transmit apology -
	Licensee complied.
STATUS:	Closed

DATE OF BREACH:	July 9, 2015
COMPLAINT NUMBER:	2015052601
NATURE OF COMPLAINT:	Transmission of song containing sexual suggestive lyrics.
NATURE OF BREACH:	Breach of the scheduling requirements the Code.
COMMISSION DECISION:	Breach of Licence

REMEDIAL ACTION:	Licensee directed to transmit apology - Licensee complied.
STATUS:	Closed

DATE OF BREACH:	July 9, 2015
COMPLAINT NUMBER:	2015061200
NATURE OF COMPLAINT:	Transmission of song containing excessive language.
NATURE OF BREACH:	Breach of the TSBR & the Code.
COMMISSION DECISION:	Breach of Licence
REMEDIAL ACTION:	Licensee directed to transmit apology - Licensee complied.
STATUS:	Closed

DATE OF BREACH:	October 12, 2015
COMPLAINT NUMBER:	2015090300
NATURE OF COMPLAINT:	Transmission of song with profane lyrics
NATURE OF BREACH:	Breach of the TSBR & the Code.
COMMISSION DECISION:	Breach of Licence
REMEDIAL ACTION:	Licensee directed to transmit apology - Licensee complied.
STATUS:	Closed

RADIO JAMAICA LIMITED (HITZ 92 FM)

DATE OF BREACH:	October 12, 2015
COMPLAINT NUMBER:	2015082400
NATURE OF COMPLAINT:	*Transmission of song with profane lyrics
NATURE OF BREACH:	*Breach of Regulation 11(3) TSBR - failure to keep slow tapes.
COMMISSION DECISION:	Licensee in breach
REMEDIAL ACTION:	Licensee issued with Notice of Breach, Commission refrained from imposing additional remedial actions.
STATUS:	Close
	*Transmission could not be verified - no recording

WESTERN BROADCASTING SERVICES LTS. (HOT 102 FM)

DATE OF BREACH:	August 10, 2015
COMPLAINT NUMBER:	2015060500
NATURE OF COMPLAINT:	Transmission of song with profane, sexually explicit lyrics.
NATURE OF BREACH:	Breach of the TSBR & the Code.
COMMISSION DECISION:	Licensee in breach
REMEDIAL ACTION:	Commission verified that the licensee's logger and delay equipment were functional.
STATUS:	Closed

ST. BESS RADIO FM COMPANY (BESS FM)

DATE OF BREACH:	February 3, 2016
COMPLAINT NUMBER:	2015120300
NATURE OF COMPLAINT:	Transmission of song with excessive language.
NATURE OF BREACH:	Breach of the TSBR & the Code.
COMMISSION DECISION:	Breach of Licence
REMEDIAL ACTION:	Licensee directed to transmit apology - Licensee complied.
STATUS:	Closed

BREACHES BY BROADCAST TELEVISION LICENSEES

CVM TELEVISION LIMITED

DATE OF BREACH: April 15, 2015
COMPLAINT NUMBER: 2015030400
NATURE OF COMPLAINT: Transmission of adult-themed discussion before watershed.
NATURE OF BREACH: Breach of the scheduling requirements of the Code.
COMMISSION DECISION: Licensee in breach
REMEDIAL ACTION: No sanction, licensee cautioned.
STATUS: Closed

DATE OF BREACH: June 10, 2015
COMPLAINT NUMBER: 2015041301
NATURE OF COMPLAINT: Transmission of content containing profanity.
NATURE OF BREACH: Breach of the TSBR & the Code.
COMMISSION DECISION: Licensee in breach
REMEDIAL ACTION: Licensee directed to transmit apology - Licensee complied
STATUS: Closed

DATE OF BREACH: July 9, 2015
COMPLAINT NUMBER: 2015060900
NATURE OF COMPLAINT: Transmission of content containing excessive language.
NATURE OF BREACH: Breach of the TSBR and the Code
COMMISSION DECISION: Licensee in breach
REMEDIAL ACTION: Licensee issued with Notice of Breach - Commission refrained from imposing additional remedial actions.
STATUS: Closed

TELEVISION JAMAICA LIMITED

DATE OF BREACH: June 10, 2015
COMPLAINT NUMBER: 2015043000
NATURE OF COMPLAINT: Transmission of content containing violent lyrics
NATURE OF BREACH: Breach of the TSB, the February 2009 Directives and the Code
COMMISSION DECISION: Licensee in breach
REMEDIAL ACTION: Licensee directed to transmit apology - Licensee complied.
STATUS: Closed

DATE OF BREACH: July 9, 2015
COMPLAINT NUMBER: 2015060800
NATURE OF COMPLAINT: Transmission of movie with inappropriate content
NATURE OF BREACH: Breach of the scheduling requirement of the Code
COMMISSION DECISION: Licensee in breach
REMEDIAL ACTION: Licensee issued with Notice of Breach - Commission refrained from imposing additional remedial actions.
STATUS: Closed

TECHNICAL BREACHES BY SUBSCRIBER TELEVISION LICENSEES

QUES 46

DATE OF BREACH:	April 28, 2015
NATURE OF BREACH:	Failure to maintain technical standards
COMMISSION DECISION:	Licence in breach
REMEDIAL ACTION:	Licensee given deadline to address breaches
STATUS:	Open

GUTHRIES COMMUNICATION LIMITED

DATE OF BREACH:	May 29, 2015
NATURE OF BREACH:	Failure to maintain technical standards
COMMISSION DECISION:	Licence in breach
REMEDIAL ACTION:	Licensee given deadline to address breaches
STATUS:	Open

VERE CABLE NETWORK COMPANY LIMITED

DATE OF BREACH:	June 26, 2015
NATURE OF BREACH:	Failure to maintain technical standards
COMMISSION DECISION:	Licence in breach
REMEDIAL ACTION:	Licensee given deadline to address breaches
STATUS:	Open

NETWORK CABLE SERVICES LIMITED

DATE OF BREACH:	July 28, 2015
NATURE OF BREACH:	Failure to maintain technical standards
COMMISSION DECISION:	Licence in breach
REMEDIAL ACTION:	Licensee given deadline to address breaches
STATUS:	Open

CORNWALL COMMUNICATIONS LIMITED

DATE OF BREACH:	September 24, 2015
NATURE OF BREACH:	Failure to maintain technical standards
COMMISSION DECISION:	Licensee in breach
REMEDIAL ACTION:	Licensee given deadline to address breaches
STATUS:	Open

FIRST CHOICE LIMITED

DATE OF BREACH:	September 24, 2015
NATURE OF BREACH:	Failure to maintain technical standards
COMMISSION DECISION:	Licence in breach
REMEDIAL ACTION:	Licensee given deadline to address breaches
STATUS:	Open

STARCOM CALEVISION LIMITED

DATE OF BREACH:	September 24, 2015
NATURE OF BREACH:	Failure to maintain technical standards
COMMISSION DECISION:	Licence in breach
REMEDIAL ACTION:	Licensee given deadline to address breaches
STATUS:	Open

CABLE AND WIRELESS COMMUNICATIONS LIMITED (FLOW)

DATE OF BREACH:	October 12, 2015
COMPLAINT NUMBER:	2015070800
NATURE OF BREACH:	Breach of Regulations 30(a) of the TSBR, the Copyright Act and the Licence
COMMISSION DECISION:	Licence in breach
REMEDIAL ACTION:	Commission accepted licensee's internal remedial action
STATUS:	Closed

PRO-CABLE NETWORK LIMITED

DATE OF BREACH:	October 21, 2015
NATURE OF BREACH:	Failure to maintain technical standards
COMMISSION DECISION:	Licence in breach
REMEDIAL ACTION:	Licensee given deadline to address breaches
STATUS:	Open

MCKOYS'S CABLE & TELEVISION COMPANY LIMITED

DATE OF BREACH:	November 30, 2015
NATURE OF BREACH:	Failure to maintain technical standards
COMMISSION DECISION:	Licence in breach
REMEDIAL ACTION:	Licensee given deadline to address breaches
STATUS:	Open

VENUS CABLE SERVICES LIMITED

DATE OF BREACH:	November 30, 2015
NATURE OF BREACH:	Failure to maintain technical standards
COMMISSION DECISION:	Licence in breach
REMEDIAL ACTION:	Licensee given deadline to address breaches
STATUS:	Open

TRU-STAR CABLE TELEVISION NETWORK LIMITED

DATE OF BREACH:	November 30, 2015
NATURE OF BREACH:	Failure to maintain technical standards
COMMISSION DECISION:	Licence in breach
REMEDIAL ACTION:	Licensee given deadline to address breaches
STATUS:	Open

CABLE ONE JAMAICA LIMITED

DATE OF BREACH:	January 29, 2016
NATURE OF BREACH:	Failure to maintain technical standards

COMMISSION DECISION:	Licence in breach
REMEDIAL ACTION:	Licensee given deadline to address breaches within three months
STATUS:	Open

CENTRAL CLARENDON CABLE COMPANY

DATE OF BREACH:	February 2, 2016
NATURE OF BREACH:	Failure to maintain technical standards
COMMISSION DECISION:	Licence in breach
REMEDIAL ACTION:	Licensee given deadline to address breaches within three months
STATUS:	Open

TOTAL CABLE

DATE OF BREACH:	February 4, 2016
NATURE OF BREACH:	Failure to maintain technical standards
COMMISSION DECISION:	Licence in breach
REMEDIAL ACTION:	Licensee given deadline to address breaches within three months
STATUS:	Open

WILSONS ENTERPRISE

DATE OF BREACH:	February 26, 2016
NATURE OF BREACH:	Failure to maintain technical standards
COMMISSION DECISION:	Licence in breach
REMEDIAL ACTION:	Licensee given until October to address breach
STATUS:	Closed

BREACHES OF COPYRIGHT LAW

a. Breach of Licence for failure to comply with **Directives**

DATE OF BREACHES: October 23, 2015

LICENSEES:

1. Cable One Jamaica Limited
2. Central Clarendon Cable
3. Direct Cable Limited
4. Mike's Electronics & Cable

5. Network Cable Services
6. Silly Video Cable Network
7. Venus Cable Services

COMMISSION DECISION: Licensees in breach
 REMEDIAL ACTION: Information requested from licensees.
 STATUS: Open

b. Breach of Section 8.2 of Licence, 30(a) of the TSBR and the Copyright Act
 (Failure to comply with Directives contained in advisories from the Commission re: non-authorization of channels)

DATE OF BREACHES: October 23, 2015

LICENSEES:

1. Linscom Network Limited
2. Modern Re-broadcasting
3. Odyssey Cable Vision
4. St. Thomas Cable Network
5. Unique Vision Cable
6. Vere Cable Network

COMMISSION DECISION: Licensees in breach
 REMEDIAL ACTION: Licensee directed to cease transmission of channels immediately until authorisation for use is obtained from Rights Owners.
 STATUS: Open

c. Breach of Section 8.2 of Licence, 30 (a) of TSBR and the Copyright Act

(No authorization to transmit channels which are available for licensing either from channel owner or via an intermediary)

DATE OF BREACHES: October 23, 2015

LICENSEES:


1. Astra Technologies Limited Central Communications
2. Central Communications
3. Columbus Communications
4. Combined Communications

5. Communicable Limited
6. Cornwall Communications
7. CTL Limited
8. First Choice Cable
9. Guthrie's Communications
10. Inntech Communications
11. Logic One Limited
12. Marimaxx Communications
13. Mars Cable Limited
14. McCoy's Cable
15. ProCables Network Limited
16. QES 46 Limited
17. Quality Cable Company
18. Santastic Cable Systems
19. Summit Satellite Systems
20. Starcom Cable Vision
21. Stars Cable Limited
22. Telstar Cable Limited
23. Total Cable Limited
24. Tru-Star Cable Television
25. Westar Communications
26. Wilson's Enterprises

COMMISSION DECISION:	Licensees in breach
REMEDIAL ACTION:	Licensees directed to cease transmission of channels immediately until authorization is obtained from Rights Owners.
STATUS:	Open

**** 'Date of Breach' is meant to indicate the date on which the Commission made a determination that there was a contravention by the licensee, pursuant to Section 20 of the Broadcasting and Radio Re-diffusion Act**

APPENDICES



APPENDIX A – COMMITTEES

Legislative and Policy

Dr. Elaine Wallace - Chairman

Ms. Nerine Small

Mr. Neville James

Professor Anthony Clayton

Staff: Mr. Donovan Campbell, Ms. Teisha Mattison, Mrs. Nicole Walford, Mrs. Jodi-Ann Jackson

Monitoring, Complaints and Compliance

Mrs. Sheena Johnson-Brown - Chairman

Canon Peter Mullings

Mr. Neville James

Mrs. Rosemarie Vernon

Co-opted members: Dr. Sonjah Niaah, Snr. Lecturer, Cultural Studies, U.W.I.; Ms. Cherena Forbes, Clinical Psychologist, Child Development Agency; Ms. Tafina Hines, Research Assistant, Norman Manley Law School; and Ms. Sherieda Brissett, Communication Specialist, International University of the Caribbean.

Staff: Ms. Michelle Francis, Ms. Teisha Mattison, Mr. Donovan Campbell, Mrs. Nicole Walford, Mr. Jason Johnson, Mrs. Juliet Anderson, Media Monitor.

Finance and Administrative

Mr. Maxim Rochester - Chairman

Prof. Hopeton Dunn

Mr. Neville James

Staff: Mr. Cordel Green; Mrs. Juliet Anderson; Mrs. Althea Nelson

Audit

Canon Peter Mullings - Chairman

Mrs. Sheena Johnson-Brown

Mr. Allan Campbell (External Member)

NB: External Auditors, Crichton Mullings and Associates and Internal Auditors, The Practice.

APPENDIX B - ADVISORY GROUPS

During the reporting period, the Commission was assisted in its work by two teams of specialists in the technical and financial fields.

Technical

The Technical Advisory Group advised the Commission on the following:

- J The level of applicants' compliance with technical Regulations and Guidelines set by the Broadcasting Commission.
- J The results of comparative review of submissions based on all the factors required for the delivery of high quality transmission.
- J All issues of a technical nature related to STV and broadcast services.

The Technical Advisory Group members for the period were:

Chairman

Mr. Wainsworth Anderson, M.Sc., Telecommunications, BSc. (Hons.); Dip. Mgt. Studies, Director of Electrical & Mechanical Engineering, National Works Agency.

Members

Mr. Leslie Facey, BSc. (Hons.), Dip. Electronics Engineering Technology, Dip. Technical Education, Lecturer in Engineering, University of Technology.

Henry Batson, M.Sc., Management Information System, B.Sc. (Hons.), Electronics and Telecommunications, Director of Spectrum Engineering Division, Spectrum Management Authority

Mr. Roy Humes, Telecommunications Consultant and Former Director of Spectrum Engineering Division, Spectrum Management Authority

Mr. Daniel Tulloch-Reid, MSc., Business Computer Information Systems, BSc. (Hons.), Computer Science & Electronics, Chairman, Institute of Electrical and Electronics Engineers - Jamaica Section

Financial

The services of the firm of management and financial consultants, BDO Ltd. were retained to assist and advise the Commission in the areas of:

- evaluation of business plans from applicants for licences for both subscriber television and broadcast services
- and to supply expertise in finance management that may be required periodically

APPENDIX C - SALARIES AND EMOLUMENTS

DIRECTORS COMPENSATION 2015/2016

Position of Director	Fees (\$)	Motor Vehicle Upkeep/Travelling or Value of Assigned Motor Vehicle (\$)	Honoraria (\$)	All Other Compensation including Non-Cash Benefits as applicable (\$)	Total (\$)
Chairman	180,000.00	0	0	0	180,000.00
Commissioner 1	120,000.00	0	0	0	120,000.00
Commissioner 2	120,000.00	0	0	0	120,000.00
Commissioner 3	120,000.00	0	0	0	120,000.00
Commissioner 4	120,000.00	0	0	0	120,000.00
Commissioner 5	120,000.00	0	0	0	120,000.00
Commissioner 6	120,000.00	0	0	0	120,000.00
Commissioner 7	120,000.00	0	0	0	120,000.00
Commissioner 8	90,000.00	0	0	0	90,000.00

Notes: Commissioner 8 resigned with effect from December 31, 2015

**SENIOR EXECUTIVE COMPENSATION
2015/2016**

Position of Senior Executive	Year	Salary (\$)	Gratuity or Performance Incentive (\$)	Travelling Allowance or Value of Assigned Motor Vehicle (\$)	Pension or Other Retirement Benefits (\$)	Other Allowances (\$)	Non-Cash Benefits (\$)	Total (\$)
Executive Director	2015/2016	6,859,295.00	438,095.76	1,219,656.00	0	0	0	8,517,046.76
Asst. Executive Director	2015/2016	5,313,171.88	182,643.00	1,219,656.00	0	0	0	6,715,470.88

APPENDIX D – PORTFOLIO RESPONSIBILITY

During the period under review, the Information portfolio was held by Prime Minister, the Most Hon. Portia Simpson-Miller and Minister without Portfolio with responsibility for Information, Senator the Hon. Sandra Falconer.

The Most Hon. Portia Simpson-Miller, M.P.



Senator the Hon. Sandra Falconer



APPENDIX E – BROADCAST & STV LICENSEES

TABLE 1 LIST OF BROADCAST RADIO LICENSEES

RADIO BROADCAST LICENSEES				
LICENSEES		Call Signs	Island wide Broadcasters	Limited Area Broadcasters
1.	Aeronautical Telecommunications Limited	KOOL 97-FM	<input checked="" type="checkbox"/>	
2.	Alliance Francaise De La Jamaïque	RFI		<input checked="" type="checkbox"/>
3.	British Broadcasting Corporation	BBC	<input checked="" type="checkbox"/>	
4.	Cornwall Broadcasting Company Limited	Mello FM		<input checked="" type="checkbox"/>
5.	Grove Broadcasting Company Limited	IRIE-FM	<input checked="" type="checkbox"/>	
6.		ZIP 103 FM	<input checked="" type="checkbox"/>	
7.	Independent Radio Company Limited	POWER 106 FM	<input checked="" type="checkbox"/>	
8.		MUSIC 99 FM	<input checked="" type="checkbox"/>	
9.	Island Broadcasting Company Limited	KLAS Sports Radio	<input checked="" type="checkbox"/>	
10.	KC Gospel Broadcasting	Gospel JA		<input checked="" type="checkbox"/>
11.	Kommerical Suites Limited	MEGA JAMZ-98 FM	<input checked="" type="checkbox"/>	
12.	Mothers in Crisis	Sun City Radio		<input checked="" type="checkbox"/>
13.	Mustard Seed Communities	ROOTS FM		<input checked="" type="checkbox"/>
14.	National Religious Media Company Limited	LOVE-FM	<input checked="" type="checkbox"/>	
15.	Native Broadcasting Network Limited	Stylz FM		<input checked="" type="checkbox"/>
16.	RJR Communications Group	FAME FM	<input checked="" type="checkbox"/>	
17.		HITZ 92	<input checked="" type="checkbox"/>	
18.		RJR 94 FM	<input checked="" type="checkbox"/>	
19.	Nationwide News Network (*)	NNN	<input checked="" type="checkbox"/>	
20.	Northern Caribbean University	NCU FM	<input checked="" type="checkbox"/>	
21.	S & B Communications	Fyah 105	<input checked="" type="checkbox"/>	

TABLE 1 LIST OF BROADCAST RADIO LICENSEES CONT'D

RADIO BROADCAST LICENSEES				
LICENSEES		Call Signs	Island wide Broadcasters	Limited Area Broadcasters
22.	St. Bess Radio FM Company Ltd.	BESS FM		<input checked="" type="checkbox"/>
23.	Tarrant Baptist Church	TBC		<input checked="" type="checkbox"/>
24.	Western Broadcasting Ltd	HOT 102 FM	<input checked="" type="checkbox"/>	
25.	Westmoreland Broadcasting Service Limited	VYBZ FM		<input checked="" type="checkbox"/>
26.	Universal Media Company	NEWS TALK 93 FM	<input checked="" type="checkbox"/>	
27.	Yard Broadcasting Limited	LYNX FM		<input checked="" type="checkbox"/>

(*) denotes licensee utilizing the FM frequencies which were reserved for PBCJ under a lease agreement.

TABLE 2 LIST OF BROADCAST TELEVISION LICENSEES

TELEVISION BROADCAST LICENSEES				
LICENSEES		Call Signs	Island wide Broadcasters	Limited Area Broadcasters
1.	CVM Television Limited	CVM	<input checked="" type="checkbox"/>	
2.	Television Jamaica Limited	TVJ	<input checked="" type="checkbox"/>	
3.	LOVE Television	LOVE TV	<input checked="" type="checkbox"/>	

CABLE SERVICES

TABLE 3: Zones licensed to STV operators and the zones that they are currently serving.

ZONE	LICENSEE/OPERATOR
Kingston & St. Andrew	
Harbour View	Flow; CTL Limited
Central Down Town	Flow, DISL
Fletcher's Land	Flow, DISL
Allman Town	Flow, DISL
Campbell Town	Flow, DISL
East Down Town	Flow, DISL
Passmore Town	Flow, DISL
Franklin Town	Flow, DISL
Rollington Town	Flow, DISL
Bournemouth Gardens	Flow, DISL
Norman Gardens	Flow, DISL
D' Aguilar Town	Flow, DISL
August Town	Flow, DISL
Mona	Flow; Logic One Limited, DISL
Hope Tavern	Flow, DISL
Hope Pastures	Flow; Logic One Limited, DISL
Beverly Hills	Flow; Logic One Limited, DISL
Barbican	Flow, Telstar Cable Ltd.; Logic One Limited, DISL
Cherry Gardens	Flow; Telstar Cable Ltd, DISL
Grants Pen	Logic One Ltd.; Telstar Cable Ltd., DISL
Half-Way-Tree	Flow; Telstar Cable Ltd. ; Logic One Limited, DISL
Trafalgar Park	Flow; Telstar Cable Ltd., DISL
New Kingston	Flow; Telstar Cable Ltd., DISL
Swallowfield	Flow, DISL
Vineyard Town	Flow, DISL
Cross Roads	Flow, DISL
Jones Town	Flow, DISL
Trench Town	Flow, DISL
Kencot	Flow, DISL
Whitfield Town	Flow, DISL
Greenwich Town	Flow, DISL
Harbour View	Digicel ; CTL Ltd.; Flow, DISL
West Down Town	Digicel , Flow, DISL
Denham Town	Digicel , Flow, DISL
Central Down Town	Digicel ; Flow, DISL

CABLE SERVICES

TABLE 3: Zones licensed to STV operators and the zones that they are currently serving.

ZONE	LICENSEE/OPERATOR
Kingston & St. Andrew	
Fletcher's Land	Digicel; Flow, DISL
Allman Town	Digicel; Flow, DISL
Campbell Town	Digicel; Flow, DISL
East Down Town	Digicel; Flow, DISL
Passmore Town	Digicel; Flow; Marimaxx, DISL
Franklin Town	Digicel; Flow; Marimaxx, DISL
Rollington Town	Digicel; Flow; Marimaxx, DISL
Bournemouth Gardens	Digicel; Flow; Marimaxx, DISL
Norman Gardens	Digicel; Flow; Marimaxx, DISL
D'Aguilar Town	Digicel; Flow; Marimaxx, DISL
August Town	Digicel; Flow, DISL
Mona	Digicel; Flow, Logic One, DISL
Hope Tavern	Digicel; Flow, DISL
Hope Pastures	Digicel; Flow, Logic One, DISL
Beverly Hills	Digicel; Flow., Logic One, DISL
Barbican	Digicel; Flow, Logic One, DISL
Cherry Gardens	Digicel; Flow; DISL
Grants Pen	Digicel; Flow, Logic One, DISL
Half-Way-Tree	Digicel; Flow, Logic One, DISL
Trafalgar Park	Digicel; Flow, DISL
New Kingston	Digicel; Flow, DISL
Swallowfield	Digicel; Flow; Marimaxx, DISL
Vineyard Town	Digicel; Flow; Marimaxx, DISL
Cross Roads	Digicel; Flow, DISL
Jones Town	Digicel; Flow, DISL
Trench Town	Digicel; Flow, DISL
Kencot	Digicel; Flow, DISL
Whitfield Town	Digicel; Flow, DISL
Greenwich Town	Digicel; Flow, DISL
Delacree Pen	Digicel; Flow, DISL

CABLE SERVICES

TABLE 3: Zones licensed to STV operators and the zones that they are currently serving.

ZONE	LICENSEE/OPERATOR
Kingston & St. Andrew	
Boucher Park	Digicel; Flow, DISL
Richmond Park	Digicel; Flow, DISL
Eastwood Park Gardens	Digicel; Flow ; Logic One, DISL
Constant Spring Gardens	Digicel; Flow; Logic One, DISL
White Hall	Digicel; Flow; Logic One, DISL
Red Hills Gardens	Flow ; Logic One, DISL
Arlene Gardens	Digicel; Flow; Logic One Ltd., DISL
Meadowbrook	Digicel; Flow; Logic One Ltd.; DISL
Meadowbrook Estates	Digicel; Flow; Logic One Ltd, DISL
Maverly	Digicel; Flow.; Logic One Ltd., DISL
Balmagie	Digicel; Flow, DISL
Molynes Gardens	Digicel; Flow; Logic One, DISL
Waltham Gardens	Digicel; Flow; Logic One, DISL
Cockburn Gardens	Digicel; Flow, DISL
Tower Hill	Digicel; Flow, DISL
Penwood	Digicel; Flow, DISL
Riverton City	Digicel; Flow, DISL
Washington Gardens	Digicel; Flow, Logic One, DISL
Patrick City	Digicel; Flow; Logic One, DISL
Duhaney Park	Digicel; Flow, Logic One, DISL
New Haven	Digicel; Flow, Logic One, DISL
Red Hills	Digicel; Flow ; Logic One, DISL
Rock Hall	Flow; Logic One, DISL
Essex Hall	Logic One; ProCables Network Limited; Rural Cable Company Limited, Flow, DISL
Lawrence Tavern	Logic One; ProCables Network Limited; Rural Cable Company Limited, Flow, DISL
Golden Spring	Flow; Logic One, DISL
Stony Hill	Digicel; Flow ; Logic One, DISL
Constant Spring	Digicel; Flow, Logic One, DISL
Gordon Town	Flow, DISL
Dallas	Flow; Quality Cable Services Limited, DISL

CABLE SERVICES

TABLE 3: Zones licensed to STV operators and the zones that they are currently serving.

ZONE	LICENSEE/OPERATOR
Kingston & St. Andrew	
Seven Miles	Digicel; Flow, CTL, DISL
Bull Bay	Digicel; Flow, CTL, DISL
St. Thomas	
Cedar Valley	St. Thomas Cable Network, Summit Satellite Systems Limited, Flow, DISL
Yallahs	St. Thomas Cable Network, Summit Satellite Systems Limited, Flow, DISL
White Horses	Summit Satellite; St. Thomas Cable, Flow, DISL
Trinityville	St. Thomas Cable Network; First Choice Cable Services Limited, Flow, DISL
Bath	St. Thomas Cable Network, Flow, DISL
Seaforth	St. Thomas Cable Network, Summit Satellite Systems Limited, Flow, DISL
Morant Bay	Summit Satellite; St. Thomas Cable Network, Flow, DISL
Airy Castle	Summit Satellite; St. Thomas Cable Network, Flow, DISL
Port Morant	St. Thomas Cable Network, Flow, DISL
Duckenfield	St. Thomas Cable Network, Flow, DISL
Portland	
Manchioneal	St. Thomas Cable Network, Astra Technology, Flow, DISL
Priestman's River	Wilson's Enterprises; Astra Technology, Flow, DISL
Fellowship	Wilson's Enterprises; Astra Technology, Flow, DISL
Port Antonio East	Wilson's Enterprises, Flow, DISL
Port Antonio West	Wilson's Enterprises, Flow, DISL
Hope Bay	Wilson's Enterprises, Flow, DISL
Orange Bay	Flow, DISL
Buff Bay	Inntech Communication, Flow, DISL

CABLE SERVICES

TABLE 3: Zones licensed to STV operators and the zones that they are currently serving.

ZONE	LICENSEE/OPERATOR
St. Mary	
Friendship gap	ProCables Network Ltd, Flow, DISL
Annotto Bay	Silly Video Cable Network, Flow, DISL
Richmond	Flow, DISL
Highgate East	Cable One Jamaica, Flow, DISL
Port Maria	Flow, DMEL, DISL
Highgate West	Cable One Jamaica, Flow, DISL
Orange River	Flow, DISL
Bonny Gate	Flow, DISL
Mason Hall	Horizon Entertainment & Communication Company Limited, Flow, DISL
Oracabessa	Flow, Horizon Entertainment & Communication Company Limited, DISL
Retreat	Flow; Stars Cable Company, Horizon Entertainment & Communication Company Limited, DISL
Guys Hill	Stars Cable Company, Flow, DISL
St. Ann	
Moneague	Stars Cable Company, Flow, DISL
Breadnut Hill	Flow; Stars Cable Company, DISL
Ocho Rios	Flow ; Stars Cable Company, DISL
Bamboo	Flow ; Stars Cable Company, DISL
St. Ann's Bay	Flow; Stars Cable Company, DISL
Sturge Town	Flow, DISL
Lower Buxton	Unique Vision Cable Co. Ltd., Flow, DISL
Claremont	Stars Cable Company, Flow, DISL
Harmony Vale	Unique Vision Cable Co. Ltd., Flow, DISL
Alexandria	Odyssey Cable Vision, Flow, DISL
Cave Valley	Unique Vision Cable Co. Ltd., Flow, DISL
Watt Town	Unique Vision Cable Co. Ltd., Flow, DISL
Brown's Town	Santastic Cable Systems, Flow, DISL
Discovery Bay	Central Communication Services Limited, Flow, DISL

CABLE SERVICES

TABLE 3: Zones licensed to STV operators and the zones that they are currently serving.

ZONE	LICENSEE/OPERATOR
Trelawny	
Duncans	Flow, Cornwall Communication, Westar Communication
Ulster Spring	Unique Vision Cable Co. Ltd., Flow, DISL
Wait-A-Bit	Unique Vision Cable Co. Ltd., Flow, DISL
Warsop	Unique Vision Cable Co. Ltd., Flow, DISL
Duanvale	Unique Vision Cable Co. Ltd., Flow, DISL
Falmouth	Cornwall Communications ; Westar Communication, Flow, DISL
Wakefield	Flow, Unique Vision Cable Co. Ltd., Modern Rebroadcasting Company, DISL
St. James	
Barrett Town	Flow, Unique Vision Cable Co Ltd., Modern Rebroadcasting Co., DISL
Ironshore	Cornwall Communication; Flow, DISL
Flankers	Cornwall Communication; Flow, DISL
Mango Walk	Cornwall Communications; Flow, DISL
Rosemount	Cornwall Communications; Flow, DISL
Mount Salem	Cornwall Communications ; Flow, DISL
Catherine Mount	Cornwall Communications ; Flow, ISL
Porto Bello	Cornwall Communication; Flow, DISL
Pitfour Pen	Cornwall communication; Flow, DISL
Johns Hall	Flow, Unique Vision Cable Co. Ltd., Cornwall Communication, DISL
Somerton	Unique Vision Cable Co. Ltd; Modern Rebroadcasting Co., Flow, DISL
Garlands	Unique Vision Cable Co. Ltd; Flow, DISL
Cambridge	Cornwall Communication, Guthrie's Communications, Flow, DISL
Anchovy	Flow, Cornwall Communication, Guthrie's Communications, DISL
Reading	Cornwall Communications, Flow, DISL

CABLE SERVICES

TABLE 3: Zones licensed to STV operators and the zones that they are currently serving.

ZONE	LICENSEE/OPERATOR
Hanover	
Ramble	Guthrie's Communication, Flow, DISL
Hopewell	Cornwall Communication, Flow, QES 46 Ltd. , DISL
Sandy Bay	Cornwall Communication, Flow, QES 46 Ltd. , DISL
Lucea	Cornwall Communication, Flow, QES 46 Ltd. , DISL
Davis Cove	Cornwall Communication, Flow, QES 46 Ltd. , DISL
Dias	QES-46 Ltd, Flow, DISL
Green Island	Flow, Cornwall Communication, QES 46 Ltd. , DISL
Westmoreland	
Negril	Cornwall Communication, QES-46 Ltd, Flow, DISL
Little London	QES-46 Ltd, Cabletron Network Systems, Flow, DISL
Sheffield	QES-46 Ltd, Flow, DISL
Locust Tree	Communicable, Flow, DISL
Grange Hill	Cabletron Network Systems ; Communicable, Flow, DISL
Frome	Cabletron Network Systems ; Communicable, Flow, DISL
Dunbar Corner	Cabletron Network Systems ; Cornwall Communication, Flow, DISL
Savanna-La-Mar	Cabletron Network Systems ; Cornwall Communications, Flow, DISL
Ferris Cross	Cornwall Communication, Guthrie's Communication, Flow, DISL
Petersfield	Cabletron Network Systems, Flow, DISL
Darliston	Cornwall Communication, Guthrie's Communication, Flow, DISL
Lambs River	Cornwall communication, Guthrie's Communication, Flow, DISL
Lenox Bigwoods	Guthrie's Communication, Flow, DISL
Whitehouse	Guthrie's Communication, Flow, DISL

CABLE SERVICES

TABLE 3: Zones licensed to STV operators and the zones that they are currently serving.

ZONE	LICENSEE/OPERATOR
St. Elizabeth	
Black River	Marimaxx Communications, Flow, DISL
New Market	Flow, DISL
Ginger Hill	Flow, DISL
Maggoty	Unique Vision Cable Co. Ltd., Flow, DISL
Lacovia	Unique Vision Cable Co. Ltd., Flow, DISL
Malvern	Flow, DISL
Mountainside	Flow, DISL
Southfield	Unique Vision Cable Ltd., McKoy's Cable Limited, Flow, DISL
Junction	McKoy's Cable Limited, Flow, DISL
Nain	Unique Vision Cable Co. Ltd, Flow, DISL
Peppers	Unique Vision Cable Co. Ltd., Flow, DISL
Santa Cruz	Unique Vision Cable Co. Ltd., Total Cable, Flow, DISL
Siloah	Unique Vision Cable Co. Ltd., Flow, DISL
Balaclava	Tru Star Cable Television, Unique Vision Cable Co. Ltd., Flow, DISL
Manchester	
Mile Gully	Unique Vision Cable Co. Ltd., Flow, DISL
Coleyville	Mars Cable Vision, Flow, DISL
Christiana	Mega International Co; Mars Cable Vision, Flow, DISL
Devon	Flow, DISL
Williamsfield	Flow, Mars Cable, DISL
Porus	Mars Cable, Flow, DISL
Old England	Flow, DISL
Mandeville East	Mega International Co. ; Flow, Mars Cable, DISL
Mandeville South	Mega International Co. ; Flow, Mars Cable, DISL
Mandeville North	Mega International Co. ; Flow, Mars Cable, DISL
Mandeville West	Mega International Co. ; Flow, Mars Cable, DISL
Spur Tree	Flow, Mars Cable, DISL

CABLE SERVICES

TABLE 3: Zones licensed to STV operators and the zones that they are currently serving.

ZONE	LICENSEE/OPERATOR
Manchester	
Newport	Mars Cable, Somane Pesole Communications Limited, Flow, DISL
Cross Keys	Flow, DISL
Pratville	Flow, DISL
Clarendon	
Hayes Cornpiece	Flow, General Satellite Network, Vere Cable Company Limited, DISL
Race Course	Vere Cable Company Limited, Flow, DISL
Lionel Town	Vere Cable Company Limited, Flow, DISL
Rocky Point	Vere Cable Company Limited, Flow, DISL
Raymonds	Flow, Vere Cable Company Limited, DISL
Sandy Bay	Digicel; Flow, Combined Communications ; Advance Cable System Co. Limited, DISL
Palmer's Cross	Digicel; Flow; General Satellite Network, DISL
May Pen East	Digicel; Flow; General Satellite Network, DISL
May Pen North	Digicel; Flow, General Satellite Network, DISL
May Pen South	Digicel; Flow; General Satellite Network, DISL
Toll Gate	Flow, Mike's Electronics & Cable Network, DISL
May Pen West	Digicel; Flow, General Satellite Network, DISL
Rock River	Flow, DISL
Chapelton	Flow, DISL
Pennants	Flow, DISL
Mocho	Central Clarendon Cable Limited; Nems Electric and Satellite Limited, Flow, DISL
Nine Turn	Nems Electric and Satellite Limited, Flow, DISL
Frankfield	Nems Electric and Satellite Limited, Flow, DISL
Alston	Flow, DISL
Aenon Town	Flow, DISL
Mason River	Venus Cable Service, Flow, DISL
Kellits	Venus Cable Service, Flow, DISL

CABLE SERVICES

TABLE 3: Zones licensed to STV operators and the zones that they are currently serving.

ZONE	LICENSEE/OPERATOR
St. Catherine	
Lluidas Vale	Venus Cable Service, Flow, DISL
Benbow	Flow, DISL
Riversdale North	Advance Cable System Co. Limited, Flow, DISL
Harkers Hall	Rural Cable Company Limited, ProCables Network, Flow, DISL
Sligoville	Flow, DISL
Riversdale South	Advance Cable System Co. Limited, Flow, DISL
Bogwalk	Linscom Network, Advance Cable System Co. Limited, Flow, DISL
Linstead	Linscom Network, Advance Cable System Co. Limited, Flow, DISL
Ewarton	Linscom Network, Advance Cable System Co. Limited, Flow, DISL
Spring Vale	Advance Cable System Co. Limited, Flow, DISL
Browns Hall	Direct Cable, Advance Cable System Co. Limited, Flow, DISL
Red Ground	Digicel; Flow, Direct Cable, Advance Cable System Co. Limited, DISL
Kitson Town	Digicel; Flow, Advance Cable System Co. Limited, DISL
Gutters	Digicel; Flow, Combined Communications, Advance Cable System Co. Limited, DISL
Old Harbour	Digicel; Flow, Combined Communications, Advance Cable System Co. Limited, DISL
Old Harbour Bay	Digicel; Flow, Combined Communications, Advance Cable System Co. Limited, DISL
Hellshire	Digicel; Flow; Starcom Cablevision, DISL
Bernard Lodge	Digicel; Flow; Jamaica Cablevision, DISL
Horizon Park	Digicel; Flow; Jamaica Cablevision, DISL
Willowdene	Digicel; Flow; Jamaica Cablevision, DISL
Green Acres	Digicel; Flow; Jamaica Cablevision, DISL
Winters Pen	Digicel; Flow; Jamaica Cablevision, DISL
Eltham	Digicel; Flow; Jamaica Cablevision, DISL
Ensom City	Digicel; Flow; Jamaica Cablevision, DISL

CABLE SERVICES

TABLE 3: Zones licensed to STV operators and the zones that they are currently serving.

ZONE	LICENSEE/OPERATOR
St. Catherine	
Spanish Town Central	Digicel; Flow; Jamaica Cablevision, DISL
Greendale	Digicel; Flow; Jamaica Cablevision, DISL
Central Village	Digicel; Flow; Jamaica Cablevision, DISL
Caymanas Park	Digicel; Flow; Network Cable Services Limited, DISL
Independence City	Digicel; Flow; Network Cable Services Limited, DISL
Passage Fort	Digicel; Flow; Network Cable Services Limited, DISL
Edgewater	Digicel; Flow; Network Cable Services Limited, DISL
Naggo Head	Digicel; Flow; Network Cable Services Limited, DISL
Braeton	Digicel; Flow; Starcom Cable Vision, DISL
Greater Portmore 1	Digicel; Flow; Starcom Cable Vision, DISL
Greater Portmore 2	Digicel; Flow; Starcom Cable Vision, DISL
Greater Portmore 3	Digicel; Flow; Starcom Cable Vision, DISL
Greater Portmore 4	Digicel; Flow; Starcom Cable Vision, DISL
Greater Portmore 5	Digicel; Flow; Starcom Cable Vision, DISL
Greater Portmore 6	Digicel; Flow; Starcom Cable Vision, DISL
Islandwide - FLOW	
Islandwide - DISL	

NB:

FLOW/CWC PLC, has an island wide licences but is not yet serving the entire island.

DISL is yet to commence roll out of service as its licence was issued only recently.

The licensees highlighted in red are not serving the licensed zones indicated in those rows in the table.

TABLE 4: STV OPERATORS & TYPES OF SYSTEMS CURRENTLY DEPLOYED

DIGITAL ONLY		A MIX OF ANALOGUE / DIGITAL	ANALOGUE ONLY
1.	FLOW	Combined Communications Limited	Network Cable Services Limited
2.	Logic One Limited	Guthrie's Communications Limited **	Silly Video Cable Network Limited
3.	CTL Limited	Telstar Cable Limited/Digicel	First Choice Cable Services Limited
4.	St. Thomas Cable Network Limited	Total Cable Limited **	Starcom Cablevision Limited
5.	Summit Satellite Systems Limited	Cornwall Communications Limited **	Venus Cable Services Limited
6.	Inntech Communications Limited	QES 46 Limited	Mega International Company Jamaica Limited
7.	General Satellite Systems Limited	Cable One Jamaica Limited	Mike's Electronics & Cable Network Limited
8.	Cabletron Network Systems Limited		Tru-Star Cable Television Network Limited
9.	JCV		Quality Cable Services Limited
10.	Westar Communications Limited		Vere Cable Network Company Limited
11.	Communicable Limited		Central Clarendon Cable Limited
12.	Linscom Network Limited		Nems Electric & Satellite Limited
13.	Odyssey Cable Vision Limited		Central Communication Services Limited
14.	Santastic Cable Systems Limited		Astra Technology Limited
15.	Modern Rebroadcasting Company Limited		
16.	Direct Cable Systems Limited		
17.	Unique Vision Cable Company Limited		
18.	Somane Pesole Communications Limited		
19.	Horizon Entertainment & Communications Company Limited		
20.	Marimaxx Communications Limited		

TABLE 5: STV OPERATORS & TYPES OF SYSTEMS CURRENTLY DEPLOYED CONT'D

DIGITAL ONLY		A MIX OF ANALOGUE / DIGITAL	ANALOGUE ONLY
21.	Wilson Enterprises Limited/Satcum Cable TV Network		
22.	Advance Cable System Company Limited		
23.	Rural Cable Company Limited		
24.	McKoy's Cable Television Company Limited		
25.	Mars Cable Vision Limited		
26.	ProCables Network Limited		
27.	Stars Cable Company Limited		
	TOTAL = 27	TOTAL =7	TOTAL = 14


Note: The licensees shaded in blue are all operating analogue non-addressable systems. The licensee highlighted in green is not currently in operation.

*(**) means that these licensees are operating both digital and analogue systems. However, the analogue systems are non-addressable.*

The licensee listed below is not yet in operation.

Digital Interactive Services Limited (DISL)

AUDITED FINANCIAL STATEMENTS (ATTACHMENT)



BROADCASTING COMMISSION
FINANCIAL STATEMENTS
YEAR ENDED MARCH 31, 2016

**BROADCASTING COMMISSION
FINANCIAL STATEMENTS
YEAR ENDED MARCH 31, 2016**

CONTENTS

	Page (s)
Independent Auditor's Report	1 - 2
Statement of Financial Position	3
Statement of Comprehensive Income	4
Statement of Changes in Reserves	5
Statement of Cash Flows	6
Notes to the Financial Statements	7-16

INDEPENDENT AUDITOR'S REPORT

Report on the Financial Statements

We have audited the accompanying financial statements of the Broadcasting Commission (the "Commission"), which comprise the statement of financial position as at March 31, 2016, the statement of comprehensive income, the statement of changes in reserves, and the statement of cash flows for the year then ended and a summary of significant accounting policies and other explanatory notes.

Management's Responsibility for the Financial Statements

Management is responsible for the maintenance of proper accounts of the Commission's transactions and the preparation and fair presentation of these financial statements in accordance with International Financial Reporting Standards, the Broadcasting and Radio Re-Diffusion (Amendment) Act 1986, the Public Bodies Management and Accountability Act, and the Financial Administration and Audit Act (the "Acts"). This responsibility includes: designing, implementing and maintaining internal controls relevant to the preparation and fair presentation of financial statements that are free from material misstatement, whether due to fraud or error; selecting and applying appropriate accounting policies; and making accounting estimates that are reasonable in the circumstances.

Auditor's Responsibility

Our responsibility is to express an opinion on these financial statements based on our audit. We conducted our audit in accordance with International Standards on Auditing. Those standards require that we comply with ethical requirements and plan, and perform the audit to obtain reasonable assurance as to whether or not the financial statements are free from material misstatement.

An audit involves performing procedures to obtain audit evidence about the amounts and disclosures in the financial statements. The procedures selected depend on the auditor's judgment, including the assessment of the risk of material misstatement of the financial statements, whether due to fraud or error. In making those risk assessments, the auditor considers internal control relevant to the entity's preparation and fair presentation of the financial statements in order to design audit procedures that are appropriate in the circumstances, but not for the purpose of expressing an opinion on the effectiveness of the entity's internal control. An audit also includes evaluating the appropriateness of accounting policies used and the reasonableness of accounting estimates made by management, as well as evaluating the overall presentation of the financial statements.

We believe that the audit evidence we obtained is sufficient and is appropriate to provide a basis for our audit opinion.

Cont. /2

www.crichtonmullings.com | admin@crichtonmullings.com

Kingston, Jamaica
1 Ardenne Road
Kingston 10
876-946-1274

Montego Bay, Jamaica
Half Moon Shopping Village
Suite #21N, Rose Hall
Montego Bay
876-953-8988

Miami, Florida
3350 SW 148th Avenue
Suite 203
Miramar, FL 33027
954-862-2250

Atlanta, Georgia
903 Pavilion Court
Suite 1
Atlanta, GA 30253
770-320-7786

Independent Auditor's Report


Opinion

In our opinion, the accompanying financial statements give a true and fair view of the financial position of the Commission as at March 31, 2016, and of its financial performance, changes in reserves and its cash flows for the year then ended in accordance with International Financial Reporting Standards and the requirements of the Acts.

Report on other Legal and Regulatory Requirements

As required by the Government of Jamaica Public Sector Procurement Procedures, we have examined and tested the procurement policies and procedures of the Commission. Also as required by the Acts, we have obtained all the other explanations which, to the best of our knowledge and belief, were necessary for the purposes of our audit.

In our opinion, proper accounting records have been kept, so far as appears from our examination of those records, and the accompanying financial statements are in agreement therewith and give the information required by the Acts, in the manner so required.



Crichton Mullings & Associates
Chartered Accountants

Kingston Jamaica
July 21, 2016


BROADCASTING COMMISSION
STATEMENT OF FINANCIAL POSITION
AS AT MARCH 31, 2016

	Note	2016 \$	2015 \$
ASSETS			
Non-current Assets			
Property and equipment	5	<u>14,296,701</u>	<u>8,143,618</u>
Current Assets			
Deposit on building	6	<u>96,502,740</u>	<u>-</u>
Licence fees and other receivables	7	<u>74,873,296</u>	<u>79,929,387</u>
Cash and cash equivalents	8	<u>555,786,853</u>	<u>528,601,957</u>
		<u>727,162,889</u>	<u>608,531,344</u>
TOTAL ASSETS		<u>741,459,590</u>	<u>616,674,962</u>
RESERVE AND LIABILITIES			
Accumulated surplus		<u>720,983,311</u>	<u>593,425,850</u>
		<u>720,983,311</u>	<u>593,425,850</u>
Current Liabilities			
Accounts and other payables	9	<u>13,762,728</u>	<u>19,556,388</u>
Contribution payable to the consolidated fund	10	<u>6,713,551</u>	<u>3,692,724</u>
		<u>20,476,279</u>	<u>23,249,112</u>
TOTAL RESERVE AND LIABILITIES		<u>741,459,590</u>	<u>616,674,962</u>

APPROVED, on behalf of the Board on



Chairman



Executive Director

The accompanying notes form an integral part of the financial statements

BROADCASTING COMMISSION
STATEMENT OF COMPREHENSIVE INCOME
YEAR ENDED MARCH 31, 2016

	Note	2016 \$	2015 \$
Revenues	4	263,768,820	255,533,589
Administrative and general expenses	11	<u>206,170,542</u>	<u>226,240,354</u>
Operating surplus		57,598,278	29,293,235
Other operating income	12	<u>88,112,877</u>	<u>48,535,494</u>
		145,711,155	77,828,729
Finance and policy costs	13	<u>11,440,143</u>	<u>3,974,251</u>
Net surplus, being total comprehensive income for the year		<u>134,271,012</u>	<u>73,854,478</u>

The accompanying notes form an integral part of the financial statements

**BROADCASTING COMMISSION
STATEMENT OF CHANGES IN RESERVES
YEAR ENDED MARCH 31, 2016**

	Accumulated Surplus \$
Balance at March 31, 2014	523,264,096
Net surplus, being total comprehensive income for the year	73,854,478
Contribution to the consolidated fund (see note 10)	<u>(3,692,724)</u>
Balance at March 31, 2015	593,425,850
Net surplus, being total comprehensive income for the year	134,271,012
Contribution to the consolidated fund (see note 10)	<u>(6,713,551)</u>
Balance at March 31, 2016	<u>720,983,311</u>

The accompanying notes form an integral part of the financial statements

**BROADCASTING COMMISSION
STATEMENT OF CASH FLOWS
YEAR ENDED MARCH 31, 2016**

	2016	2015
	<u>\$</u>	<u>\$</u>
CASH FLOWS FROM OPERATING ACTIVITIES:		
Net surplus	134,271,012	73,854,478
Adjustments for items not affecting cash resources:		
Depreciation	6,138,834	3,782,434
Gain on disposal of property and equipment	<u>(15,000)</u>	<u>(118,253)</u>
	140,394,846	77,518,659
Decrease / (increase) in operating assets:		
Licence fees and other receivables	5,056,092	(6,798,525)
(Decrease) / increase in operating liabilities:		
Accounts and other payables	(5,793,661)	9,600,766
Contribution paid to the consolidated fund	<u>(3,692,724)</u>	<u>(3,388,689)</u>
Net cash provided by operating activities	<u>135,964,553</u>	<u>76,932,211</u>
CASH FLOWS FROM INVESTING ACTIVITIES		
Acquisition of property and equipment	(12,291,917)	(7,542,790)
Deposit on building	(96,502,740)	-
Proceeds from sale of property and equipment	<u>15,000</u>	<u>136,500</u>
Net cash used in investing activities	<u>(108,779,657)</u>	<u>(7,406,290)</u>
NET INCREASE IN CASH AND CASH EQUIVALENTS	27,184,896	69,525,921
CASH AND CASH EQUIVALENTS - Beginning of the year	<u>528,601,957</u>	<u>459,076,036</u>
CASH AND CASH EQUIVALENTS - End of the year	<u><u>555,786,853</u></u>	<u><u>528,601,957</u></u>
REPRESENTED BY:		
Cash and cash equivalents	<u>555,786,853</u>	<u>528,601,957</u>
	<u><u>555,786,853</u></u>	<u><u>528,601,957</u></u>

The accompanying notes form an integral part of the financial statements

BROADCASTING COMMISSION
NOTES TO THE FINANCIAL STATEMENTS
YEAR ENDED MARCH 31, 2016

1. IDENTIFICATION

The Broadcasting Commission (the "Commission") was established under the Broadcasting and Radio Re-Diffusion (Amendment) Act of 1986, (the "Act").

The Commission is domiciled in Jamaica, with its registered office at 53 Knutsford Boulevard, Kingston 5.

The main function of the Commission is to monitor and regulate the electronic media, broadcast radio and television, as well as subscriber television through the balancing of the interests of consumers, the industries and the creative community in implementing public policy and law.

2. STATEMENT OF COMPLIANCE AND BASIS OF PREPARATION

(a) Statement of Compliance

The Commission's financial statements have been prepared in accordance and comply with International Financial Reporting Standards (IFRS) and the relevant requirements of the Act.

The financial statements have been prepared under the historical cost basis and are expressed in Jamaican dollars, unless otherwise indicated.

The preparation of financial statements in conformity with IFRS and the Act requires management to make estimates and assumptions that affect the reported amounts of assets and liabilities at the date of the financial statements and the reported amounts of revenues and expenses for the year then ended. Actual results could differ from these estimates.

The estimates and underlying assumptions are reviewed on an ongoing basis. Revisions to accounting estimates are recognized in the period in which the estimate is revised, if the revision affects only that period, or in the period of revision and future periods, if the revision affects both current and future periods.

(b) Changes in accounting standards and interpretations:

i) Current year changes:

Certain new or amended International Financial Reporting Standards and Interpretations (IFRIC) became effective as of 1 January 2016.

The revisions, amendments and new standards and interpretations that became effective during the year but are not considered relevant to the Commission's operations are:

- *IAS 27 'Separate Financial Statements - Amendments', issued August 2014*
Effective for periods commencing on or after 1 January 2016
- *IAS 28 'Investments in Associates and Joint Ventures - Amendments', issued December 2015*
Effective immediately

BROADCASTING COMMISSION
NOTES TO THE FINANCIAL STATEMENTS
YEAR ENDED MARCH 31, 2016

2. STATEMENT OF COMPLIANCE AND BASIS OF PREPARATION (CONT'D)

(b) Changes in accounting standards and interpretations:

i) Current year changes (cont'd):

- *IAS 34 'Interim Financial Reporting - Amendments', issued September 2014*
Effective for periods commencing on or after 1 January 2016
- *IAS 38 'Intangible Assets - Amendments', issued May 2014*
Effective for periods commencing on or after 1 January 2016
- *IAS 41 'Agriculture - Amendments', issued June 2014*
Effective for periods commencing on or after 1 January 2016
- *IFRS 7 'Financial Instruments: Disclosures - Amendments', issued December 2014*
Effective for periods commencing on or after 1 January 2016
- *IFRS 10 'Consolidated Financial Statements - Amendments', issued December 2014*
Effective for periods commencing on or after 1 January 2016
- *IFRS 11 'Joint Arrangements- Amendments', issued May 2014*
Effective for periods commencing on or after 1 January 2016
- *IFRS 12 'Disclosure of Interests in Other Entities- Amendments', issued December 2014*
Effective for periods commencing on or after 1 January 2016
- *IFRS 14 'Regulatory Deferral Accounts', issued January 2014*
Effective for periods commencing on or after 1 January 2016

Management anticipates that the adoption of the following new or revised International Financial Reporting Standards and Interpretations (IFRIC) could have a material impact on the Commission's financial statements:

- *IAS 1 'Presentation of Financial Statements - Amendments', issued December 2014*
Effective for periods commencing on or after 1 January 2016
- *IAS 16 'Property, Plant and Equipment- Amendments', issued May 2014*
Effective for periods commencing on or after 1 January 2016
- *IAS 19 'Employee Benefits -Amendment', issued September 2014.*
Effective for periods commencing on or after 1 July 2016

BROADCASTING COMMISSION
NOTES TO THE FINANCIAL STATEMENTS
YEAR ENDED MARCH 31, 2016

2. STATEMENT OF COMPLIANCE AND BASIS OF PREPARATION (CONT'D)

(b) Changes in accounting standards and interpretations (cont'd):

Additionally, in December 2015, the IASB issued “Improvements to IFRSs”, as part of its annual improvements project, and a vehicle for making non-urgent but necessary amendments to various IFRSs. These amendments primarily become effective for annual periods beginning on or after 1 January 2016. Management has concluded that these amendments will not have a significant impact on the Commission’s operations or financial position.

ii) Future changes

The Commission has identified the following revised or new International Financial Reporting Standards or Interpretations which have been issued but are not yet effective, and which have not been adopted early.

Those that are not considered relevant to the Commission’s operations are:

- *IAS 12 'Income Taxes - Amendments', issued January 2016*
Effective for periods commencing on or after 1 January 2017
- *IFRS 9 'Financial instruments - Amendments', issued July 2014*
Effective for periods commencing on or after 1 January 2018
- *IFRS 15 'Revenue from Contracts with Customers', issued May 28, 2014*
Effective for periods commencing on or after 1 January 2018

Those which may be relevant to the Commission’s operations are as follows:

- *IAS 7 'Statement of Cash Flows - Amendments', issued January 2016*
Effective for periods commencing on or after 1 January 2017
- *IFRS 9 'Financial Instruments', issued November 2013*
Effective for periods commencing on or after 1 January 2018
- *IFRS 16 'Leases', issued January 2016*
Effective for periods commencing on or after 1 January 2019

**BROADCASTING COMMISSION
NOTES TO THE FINANCIAL STATEMENTS
YEAR ENDED MARCH 31, 2016**

2. STATEMENT OF COMPLIANCE AND BASIS OF PREPARATION (CONT'D)

(c) Use of estimates and judgements:

Management is to make judgements, estimates and assumptions that affect the application of policies and the reported amounts of, and disclosures related to, assets, liabilities, contingent assets and contingent liabilities at the reporting date and the income and expenses for the period then ended. Actual amounts could differ from these estimates.

The estimates and associated assumptions are based on historical experience and/or various other factors that are believed to be reasonable under the circumstances, the results of which form the basis of making the judgements about carrying values of assets and liabilities that are not readily apparent from other sources.

(i) Critical judgements in applying the Commission's accounting policies:

Critical judgements used in applying the Commission's accounting policies that have a significant risk of material adjustment in the next financial year relate to the estimated useful lives and residual values of property, plant and equipment and pension and other post-employment benefits.

The residual values and the useful life of each asset is reviewed at each financial year-end, and, if expectations differ from previous estimates, the change is accounted for as a change in accounting estimate. The useful life of an asset is defined in terms of the asset's expected utility to the Commission.

BROADCASTING COMMISSION
NOTES TO THE FINANCIAL STATEMENTS
YEAR ENDED MARCH 31, 2016

3. SIGNIFICANT ACCOUNTING POLICIES

(a) Property and equipment

All property and equipment held for administrative purposes, are recorded at historical or deemed cost, less any subsequent accumulated depreciation and subsequent accumulated impairment losses.

Cost includes expenditures that are directly attributable to the acquisition of the asset. The cost of replacing part of an item of property, plant and equipment is recognized in the carrying amount of the item if it is probable that the future economic benefits embodied in the part will flow to the Commission and its cost can be reliably measured.

The cost of day-to-day servicing of property, plant and equipment is recognized in the statement of comprehensive income as incurred.

Depreciation is calculated on the straight line basis over the estimated useful lives of such assets. The rates of depreciation in use are:

Leasehold improvements	20%
Furniture, fixtures & equipment	10% - 20%
Computer equipment	33 1/3 %
Motor vehicles	20%

(b) Licence fees and other receivables

Licence fees and other receivables are stated at amortized cost.

(c) Accounts and other payables

Accounts and other payables are stated at amortized cost.

(d) Cash and cash equivalents

Cash comprises cash in hand and demand and call deposits with banks. Cash equivalents are short-term, highly liquid investments that are readily convertible to known amounts of cash, are subject to an insignificant risk of changes in value, and are held for the purpose of meeting short-term cash commitments rather than for investment or other purposes.

BROADCASTING COMMISSION
NOTES TO THE FINANCIAL STATEMENTS
YEAR ENDED MARCH 31, 2016

3. SIGNIFICANT ACCOUNTING POLICIES (CONT'D)

(e) Related party identification

A party is related to the Commission if:

- (i) directly or indirectly the party:
 - controls, is controlled by, or is under common control with the Commission;
 - has an interest in the Commission that gives it significant influence over the Commission; or
 - has joint control over the Commission.
- (ii) the party is an associate of the Commission;
- (iii) the party is a joint venture in which the Commission is a venturer;
- (iv) the party is a member of the key management personnel of the Commission;
- (v) the party is a close member of the family of an individual referred to in (i) or (iv) above;
- (vi) the party is an entity that is controlled, jointly controlled or significantly influenced by, or for which significant costing power in such entity resides with, directly or indirectly, any individual referred to in (iv) or (v) above.

A related party transaction is a transfer of resources, services or obligations between related parties, regardless of whether a price is charged.

(f) Foreign currencies

The financial statements are presented in the currency of the primary economic environment in which the Commission operates (its functional currency), which is the Jamaican dollar.

In preparing the financial statements of the Commission, transactions in currencies other than the Commission's functional currency, the Jamaican dollar, are recorded at the rates of exchange prevailing on the dates of the transactions. At each reporting date, monetary items denominated in foreign currencies are retranslated at the rates prevailing on the statement of financial position date. Non-monetary items that are measured in terms of historical cost in a foreign currency are not retranslated.

Exchange differences arising on the settlement of monetary items and on the retranslation of monetary items, are included in the statement of comprehensive income for the period.

BROADCASTING COMMISSION
NOTES TO THE FINANCIAL STATEMENTS
YEAR ENDED MARCH 31, 2016

3. SIGNIFICANT ACCOUNTING POLICIES (CONT'D)

(g) Revenue recognition

Revenue is measured at the fair value of the consideration received or receivable and represents amounts receivable for licenses, annual and application fees and other services provided.

Revenue is recognized in the statement of comprehensive income when licenses are granted and renewed and when annual fees become due from licensees, and the receipt of the consideration is probable.

(h) Leases

Leases are classified as finance lease whenever the terms of the lease transfer substantially all the risks and rewards of ownership to the lessee. All other leases are classified as operating leases.

Rentals payable under operating leases are charged to the statement of comprehensive income on a straight-line basis over the terms of the relevant lease.

(i) Provisions

Provisions are recognized when the Commission has a present legal or constructive obligation as a result of past events and it is probable that an outflow of resources will be required to settle the matter.

(j) Comparative information

Where necessary, comparative figures have been reclassified and or restated to conform to changes in the current year.

**BROADCASTING COMMISSION
NOTES TO THE FINANCIAL STATEMENTS
YEAR ENDED MARCH 31, 2016**

3. SIGNIFICANT ACCOUNTING POLICIES (CONT'D)

(k) Impairment

At each reporting date, the Commission reviews the carrying amounts of its tangible and intangible assets to determine whether there is any indication that those assets have suffered an impairment loss. If any such indication exists, the recoverable amount of the asset is estimated in order to determine the extent of the impairment loss (if any). Where it is not possible to estimate the recoverable amount of an individual asset, the Commission estimates the recoverable amount of the cash-generating unit to which the asset belongs.

Recoverable amount is the higher of fair value less costs to sell and value in use. In assessing value in use, the estimated future cash flows are discounted to their present value using a pre-tax discount rate that reflects current market assessments of the time value of money and the risks specific to the asset.

If the recoverable amount of an asset (or cash-generating unit) is estimated to be less than the carrying amount, the carrying amount of the asset (cash-generating unit) is reduced to its recoverable amount. Impairment losses are recognized as an expense immediately.

When an impairment loss subsequently reverses, the carrying amount of the asset (cash-generating unit) is increased to the revised estimate of its recoverable amount, but so that the increased carrying amount does not exceed the carrying amount that would have been determined had no impairment loss been recognized for the asset (cash-generating unit) in prior years. A reversal of an impairment loss is recognized as income immediately.

(l) Financial instruments

Financial instruments include transactions that give rise to both financial assets and financial liabilities. Financial assets and liabilities are recognized on the Commission's statement of financial position when the Commission becomes a party to the contractual provisions of the instrument.

Financial liabilities and equity instruments issued by the Commission are classified according to the substance of the contractual arrangements entered into and the definitions of a financial liability and an equity instrument. An equity instrument is any contract that evidences a residual interest in the assets of the Commission after deducting all of its liabilities.

Financial assets include cash and bank deposits, accounts receivable, long-term receivables and other current assets except inventories and any prepayments.

Financial liabilities include current liabilities except accruals and income tax payable. The particular recognition methods adopted are disclosed in the respective accounting policies associated with each item.

The fair values of the financial instruments are discussed in Note 16.

**BROADCASTING COMMISSION
NOTES TO THE FINANCIAL STATEMENTS
YEAR ENDED MARCH 31, 2016**

3. SIGNIFICANT ACCOUNTING POLICIES (CONT'D)

(m) Employee benefits

Employee benefits are all forms of consideration given by the Commission in exchange for service rendered by employees. These include current or short-term benefits such as salaries, bonuses, statutory contributions, vacation leave, non-monetary benefits such as medical care; post-employment benefits such as pensions; and other long term employee benefits such as termination benefits.

Employee benefits that are earned as a result of past or current service are recognized in the following manner:

- Short-term employee benefits are recognized as a liability, net of payments made, and charged to expense. The expected cost of vacation leave that accumulates is recognized when the employee becomes entitled to the leave.
- Post-employment benefits are accounted for as described below.

Pension obligations

The Commission operates a defined contribution pension plan. The plan is funded by contributions from employees and employer. The employees contribute at a rate of 5% of pensionable salaries (with the option of contributing an additional 7.5%). The Board approved an increase in Commission's rate of contribution to the pension plan in November 2013 from 5% to 7.5 % of pensionable salaries for the year.

The cost of providing pension benefits is equivalent to the total contribution obligations for the year; and is charged to expense in that year.

Page 10

BROADCASTING COMMISSION
NOTES TO FINANCIAL STATEMENTS
YEAR ENDED MARCH 31, 2016

4. REVENUES

Revenues represent fees earned from subscriber television and the operation of broadcast radio services.

5. PROPERTY AND EQUIPMENT

	<u>Leasehold Improvement</u>	<u>Furniture, Fixtures and Equipment</u>	<u>Computers</u>	<u>Motor Vehicles</u>	<u>Total</u>
At Cost/Valuation					
Beginning of year	3,730,685	13,205,646	14,411,953	4,077,571	35,425,855
Additions	-	4,531,916	1,257,422	6,502,579	12,291,917
Disposals	-	(101,823)	(207,762)	-	(309,585)
End of year	<u>3,730,685</u>	<u>17,635,739</u>	<u>15,461,613</u>	<u>10,580,150</u>	<u>47,408,187</u>
Accumulated Depreciation					
Beginning of year	3,685,945	10,012,180	9,506,542	4,077,570	27,282,237
Charge for year	22,370	1,712,568	3,103,380	1,300,516	6,138,835
Eliminated on disposal	-	(101,823)	(207,762)	-	(309,585)
End of year	<u>3,708,315</u>	<u>11,622,925</u>	<u>12,402,160</u>	<u>5,378,086</u>	<u>33,111,486</u>
Net Book Value					
End of year	<u>22,370</u>	<u>6,012,814</u>	<u>3,059,453</u>	<u>5,202,064</u>	<u>14,296,701</u>
End of prior year	<u>44,740</u>	<u>3,193,466</u>	<u>4,905,412</u>	<u>1</u>	<u>8,143,618</u>

BROADCASTING COMMISSION
NOTES TO FINANCIAL STATEMENTS
YEAR ENDED MARCH 31, 2016

6. DEPOSIT ON BUILDING

	2016	2015
	<u>\$</u>	<u>\$</u>
Current	<u>96,502,740</u>	<u>-</u>

This represents deposits and other expenses incurred on the purchase of property at 9 Central Avenue, Kingston 5 during the year. Upon completion of the purchase, the amounts will be transferred to the relevant fixed asset account.

7. LICENCE FEES AND OTHER RECEIVABLES

	2016	2015
	<u>\$</u>	<u>\$</u>
Licence fees receivable	90,095,658	90,576,321
Less: Provision for doubtful debts	<u>(19,507,179)</u>	<u>(15,875,505)</u>
	70,588,479	74,700,816
Advances and staff receivable	3,298,333	99,722
Interest receivable	775,115	1,209,527
Deposits and prepayment	211,369	154,541
Deposit on motor vehicle	-	3,407,574
Other receivables	<u>-</u>	<u>357,207</u>
	<u>74,873,296</u>	<u>79,929,387</u>

8. CASH AND CASH EQUIVALENTS

	2016	2015
	<u>\$</u>	<u>\$</u>
Short term deposits	538,223,578	524,464,507
Cash in bank	17,533,275	4,107,450
Petty cash	30,000	30,000
	<u>555,786,853</u>	<u>528,601,957</u>

9. ACCOUNTS AND OTHER PAYABLES

	2016	2015
	<u>\$</u>	<u>\$</u>
Accounts payable	4,068,235	8,501,568
Accrued vacation leave	7,582,782	7,498,672
Accrued expenses	1,126,606	1,786,228
GCT payable	<u>985,104</u>	<u>1,769,920</u>
	<u>13,762,727</u>	<u>19,556,388</u>

Page 18

**BROADCASTING COMMISSION
NOTES TO FINANCIAL STATEMENTS
YEAR ENDED MARCH 31, 2016**

10. CONTRIBUTION PAYABLE TO THE CONSOLIDATED FUND

	2016 \$	2015 \$
Provision for contribution to the consolidated fund	<u>6,713,551</u>	<u>3,692,724</u>

It is stipulated by the Public Bodies Management and Accountability (Amendment) Act 2011 and the accompanying Public Bodies (Financial Distribution) Regulations 2012, that a self-financing public body allocates a minimum of 5% of its audited after-tax net profit or surplus for the financial year for transfer to the consolidated fund through the Accountant General, no later than six months after the financial year.

11. ADMINISTRATIVE AND GENERAL EXPENSES

	2016 \$	2015 \$
Advertising and promotion	169,125	248,820
Application evaluation costs	464,500	397,500
Audit fees	705,850	673,870
Commissioners' fees	1,110,000	1,052,500
General office expenses	255,869	252,776
Gifts and donations	315,949	180,987
Regional conference	-	2,856,199
Insurance	1,185,713	233,811
Janitorial expenses	3,300	-
Medical supplies	12,133	24,833
Meetings, conference and seminars	1,697,651	514,745
Monitoring and enforcements	2,840,520	3,424,900
Motor vehicle expense	547,759	560,892
Other personnel costs (see note 14)	8,156,698	6,311,399
Employer's pension contribution (see note 14)	4,853,733	4,806,414
Postage and delivery	139,667	468,020
Printing and stationery	982,698	802,342
Legal, professional and consultancy fees	7,507,886	8,666,196
Public relations and education	57,035,918	82,802,304
Refreshments	740,762	608,237
Remote data storage	362,197	483,182
Rental and maintenance of property	16,632,218	18,352,629
Repairs and maintenance	1,432,118	661,983
Salaries and wages (see note 14)	63,680,599	61,092,911
Security	670,503	321,925
Statutory contributions (see note 14)	2,894,329	2,809,843
Subscription and membership fees	425,824	1,295,555
Reference material	707,233	147,819
Training and staff welfare	8,915,914	5,745,943
Travel	716,299	1,007,590
Telephone and internet charges	4,055,517	3,221,133
General consumption taxes	<u>16,952,058</u>	<u>16,213,095</u>
	<u>206,170,542</u>	<u>226,240,354</u>

BROADCASTING COMMISSION
NOTES TO FINANCIAL STATEMENTS
YEAR ENDED MARCH 31, 2016

12. OTHER OPERATING INCOME

	2016	2015
	<u>\$</u>	<u>\$</u>
Interest income	31,702,013	34,685,822
Foreign exchange gain	893,977	244,903
Grant of licence fee:		
Grant of licence (limited zones)	1,428,546	2,361,194 *
Grant of licence (island-wide and multiple zones)	53,221,983	- *
Renewal of licence fee	290,000	1,842,159
Application fee	470,000	150,000
Penalty on licence fee	227,737	5,094,131
Recovery of doubtful debt	-	3,071,306
Other income	28,621	1,085,980
	<u>88,112,877</u>	<u>48,535,494</u>

*- Reclassified to conform to 2016 presentation

13. FINANCE AND POLICY COSTS

	2016	2015
	<u>\$</u>	<u>\$</u>
Bank charges	97,422	81,925
Provision for bad debt	5,203,887	109,892
Depreciation	6,138,834	3,782,434
	<u>11,440,143</u>	<u>3,974,251</u>

14. STAFF COSTS

The number of employees at the end of the year was as follows:

	2016	2015
Permanent	<u>24</u>	<u>20</u>

The aggregate payroll costs for these persons were as follows:

	2016	2015
	<u>\$</u>	<u>\$</u>
Salaries and other related costs	76,691,030	72,210,723
Statutory payroll contributions	2,894,329	2,809,843
	<u>79,585,359</u>	<u>75,020,566</u>

15. RELATED PARTIES

The Commission's statement of comprehensive income includes the following transactions, undertaken with related parties in the ordinary course of business:

	2016	2015
	<u>\$</u>	<u>\$</u>
Key management personnel compensation	<u>15,232,518</u>	<u>14,733,482</u>

The increase in current year's staff cost and key management compensation is due to a 4% increase in salaries and a 25% increase in motor vehicle allowance. Prior year's staff cost and key management compensation included performance incentive and retroactive payments.

BROADCASTING COMMISSION
NOTES TO FINANCIAL STATEMENTS
YEAR ENDED MARCH 31, 2016

16. FINANCIAL INSTRUMENTS

(a) Fair value

Fair value is the amount for which an asset could be exchanged, or a liability settled, between knowledgeable, willing parties in an arm's length transaction. A market price, where an active market (such as a recognized stock exchange) exists, is the best evidence of the fair value of a financial instrument. Market prices are not available for some of the financial assets and liabilities of the Commission. Fair values in the financial statements have therefore been presented using various estimation techniques based on market conditions existing at reporting date.

Generally, considerable judgement is necessarily required in interpreting market data to develop estimates of fair value. Accordingly, the estimates presented in these financial statements are not necessarily indicative of the amounts that the Commission would realize in a current market exchange.

The amounts included in the financial statements for cash and bank deposits, receivable and payables, reflect the approximate fair values because of short-term maturity of these instruments.

(b) Financial risk management

The Commission has exposure to the following risks from its use of financial instruments:

- Credit risk
- Liquidity risk
- Market risk
- Cash flow risk

The Commission directors, together with senior management has overall responsibility for the establishment and oversight of the Commission's risk management framework.

The Commission's risk management policies are established to identify and analyze the risks faced by the Commission in order to set appropriate risk limits and controls, and to monitor risks and adherence to limits. Risk management policies and systems are reviewed regularly to reflect changes in market conditions and the Commission's activities.

**BROADCASTING COMMISSION
NOTES TO FINANCIAL STATEMENTS
YEAR ENDED MARCH 31, 2016**

***16. FINANCIAL INSTRUMENTS (CONT'D)**

(b) Financial risk management (cont'd):

(i) Credit risk

Credit risk is the risk that one party to a financial instrument will fail to discharge an obligation and cause the other party to incur a financial loss. The Commission's principal financial assets are investments held with various financial institutions, cash and bank deposits; and receivables and prepayments.

Cash and cash equivalents

The credit risk on cash and bank deposits is limited as they are held with financial institutions with high credit rating.

At reporting date, there were no significant concentrations of credit risk and the maximum exposure to credit risk is represented by the carrying amount of each financial asset as indicated below:

	2016 \$	2015 \$
Short term deposits	<u>538,223,578</u>	<u>524,464,507</u>
Cash at bank	<u>17,563,275</u>	<u>4,137,450</u>

(ii) Liquidity risk

Liquidity risk is the risk that the Commission will not meet its financial obligations as they fall due. The Commission's approach to managing liquidity is to ensure, as far as possible, that it will always have sufficient liquidity to meet its liability when due, under both normal and stressed conditions, without incurring unacceptable losses or risking damage to the Commission.

Management aims at maintaining sufficient cash and the availability of funding through an amount of committed facilities. The management maintains an adequate amount of its financial assets in liquid form to meet contractual obligations and other recurring payments.

The following are the contractual maturities of the non-derivative financial liabilities, including interest payments and excluding the impact of netting agreements:

	Carrying amount \$	Contractual cash flow \$	Less than 1 year \$
March 31, 2016: Accounts and other payables	<u>13,762,728</u>	<u>13,762,728</u>	<u>13,762,728</u>
March 31, 2015: Accounts and other payables	<u>19,556,388</u>	<u>19,556,388</u>	<u>19,556,388</u>

(iii) Market risk

Market risk is the risk that changes in market prices, such as interest rates will affect the Commission's income or the value of its holding of financial instruments. The objective of market is to manage and control market risk exposures within acceptable parameters, while optimizing the return.

**BROADCASTING COMMISSION
NOTES TO FINANCIAL STATEMENTS
YEAR ENDED MARCH 31, 2016**

16. FINANCIAL INSTRUMENTS (CONT'D)

(b) Financial risk management (cont'd):

(iii) Market risk (cont'd)

Interest rate risk:

Interest rate risk is the risk that the value of a financial instrument will fluctuate due to changes in market interest rates.

The Commission materially contracts financial liabilities at fixed interest rates for the duration of the term. When utilized, bank overdrafts are subject to fixed interest rates which may be varied by appropriate notice by the lender. At March 31, 2016 and 2015, there were no financial liabilities subject to variable interest rate risk.

Interest-bearing financial assets comprises of bank deposits, which have been contracted at fixed interest rates for the duration of their terms.

Fair value sensitivity analysis for fixed rate instruments

The Commission does not hold any fixed rate financial assets that are subject to material changes in fair value through profit or loss. Therefore, a change in interest rates at the reporting dates would not affect profit or equity.