



Broadcasting Commission Annual Report 2014 – 2015



TABLE OF CONTENTS

	PAGE
Vision of the Broadcasting Commission.....	4
Mission Statement	4
The Role, Composition and Mandate of the Broadcasting Commission	4
Profile on Commissioners and Executive Staff	
) Profile on Commissioners.....	7
) Profile on Executive Staff.....	10
) Profile on Principal Officers.....	10
Standing Committees.....	11
Introduction.....	12
Overview of Performance in 2014 – 2015	14
) Public Education and Public Consultations	
o Industry Consultations.....	15
o Schools Outreach.....	16
o Digital Literacy and Awareness-Adults.....	18
o Community Relations.....	19
o Citizen-based Media Monitoring.....	20
o Media Campaign.....	21
o Media Coverage.....	22
o New Media.....	23
) Research	24
) Licensing, Legislative and Corporate Matters	
o Licensing Matters.....	25
o Directives, Circulars and Advisories.....	25
o Change of Ownership and Control.....	25
o Litigation.....	25
o Legislative Matters.....	25
o Statutory Reports.....	25

o Procurement.....	26
o Facilities and Fleet Management.....	26
o Human Capacity Development.....	26
o Records and Information Management.....	26
J Technical Matters.....	27
Operational Plan 2014-2015 (Performance Indicators and Targets)	28
Details of Regular Key Operational Activities	45
Monitoring, Compliance and Customer Service	
J Contacts with the Commission.....	46
J Complaints Received.....	49
J Complaints Investigated.....	50
J Content Standards Complaints Investigated.....	52
Technical Compliance	
J Technical Monitoring.....	60
J Technical Investigations (Standards and Service Area).....	63
Complaints Resolution.....	67
Financial Compliance.....	69
Notices of Breach.....	72
Appendices.....	82
J Appendix A - Committees.....	83
J Appendix B - Advisory Groups.....	85
J Appendix C - Salaries and Emoluments.....	87
J Appendix D - Portfolio Responsibility.....	89
J Appendix E - Broadcast & STV Licensees.....	90
J Appendix F - Audited Financial Statements.....	101



VISION OF THE BROADCASTING COMMISSION (BCJ)

The Commission contributes to the development of Jamaica by enabling a competitive, flourishing, co-regulated electronic communications sector that delivers high quality service and variety, including indigenous expression, is a responsible partner in the regulatory process and operates within the broad parameters administered by the Broadcasting Commission.

MISSION STATEMENT

The mission of the Broadcasting Commission of Jamaica is:

To enable the orderly development of the electronic communications sector in order to serve the interests of the Jamaican public by regulating and monitoring licensees and by advising government in a manner that is transparent, fair, efficient, effective, facilitative and consultative.

THE ROLE, COMPOSITION AND MANDATE OF THE BROADCASTING COMMISSION

The Broadcasting Commission (BCJ) is a body corporate established under **The Broadcasting and Radio Re-Diffusion Act (BRRA)**. It is the successor to the Broadcasting Authority following the 1986 amendment of the BRRA, making the Commission the Caribbean region's most well established communications regulator.

The Commission's principal functions may be classified as:

- Advisory;
- Monitoring;
- Research/information-gathering;
- Administrative; and
- Legislative.

The prescribed **advisory** functions include the following areas of advice to the Minister:

- Whether or not a licence should be granted **S. 11E (1)**;
- The terms and conditions on which licences should be granted **S 16 (a) (i)**;
- Whether a licence should be suspended or cancelled for non-compliance with the Commission's directives following a contravention of the licence **S 22**; and
- The allocation of broadcast time to programmes of Jamaican origin, performed by Jamaicans or programmes significant to Jamaica **S 16 (a) (ii)**.

The **monitoring** powers and duties include:

- Monitoring the operations of licensees **S 16 (e)**;
- Receiving and investigating complaints in relation to any matter under the BRRRA **S 16 (f)**;
- Establishing a system of monitoring transmissions by licensees **S 16 (d)**;
- Requiring licensees to submit information relating to their programming and operations **S 17**;
- Giving licensees written notice (copied to the Minister) of any contravention of licence, and requiring justification of the offending act and/or remedial action **S 20 (1)**;
- Giving written notice to the Minister of any failure by a licensee to justify any offending act or take remedial action **S 20 (3)**;
- Directing a licensee to transmit an apology for any action in contravention of its licence **S 20 (3)**; and
- In relation to political broadcasts, ensuring rights of reply under certain circumstances, and in general ensuring impartiality in political broadcasts **S 21**.

The **information-gathering** duties include:

- Conducting surveys to ascertain whether matter transmitted or relayed by licensees is capable of being received in Jamaica **S 16 (b)**; and
- Undertaking, sponsoring or assisting in research on any type of operation regulated under the Act **S 16 (c)**.

The **administrative** functions relate to:

- Processing all licence applications under the Act to determine whether prescribed requirements are satisfied **S 11E**;
- Receiving application fees **S 11 F (2)**;
- Receiving licence fees **S 11 G (5)**;
- At the direction of the Minister, notifying licensees before licenses are suspended or cancelled that they have an opportunity to be heard by the Minister **S 22 (2)**; and
- Where a licence to provide STV service becomes void for non-performance, notifying the licensee and requiring the return of the licence **S 11G (7)**.

The Commission's **legislative** power is to recommend regulations under the **Act**, after consultation with the Minister. Approval is subject to a negative resolution in the House of Representatives.

COMMISSIONERS

Commissioners are appointed by the Governor General after consultation with the Prime Minister and the Leader of the Opposition, pursuant to Section 1 of the First Schedule to the **BRRA**. The appointments are for a period of five years.

The following persons served during the period under review:



Professor Hopeton S. Dunn, JP, Ph.D., M.A., B.A. (Hons.), Dip. (Mass Comm.) Chairman

Professor of Communications Policy and Digital Media, U.W.I.; Academic Director, Telecommunications Policy and Management Programme, Mona School of Business; Director, Caribbean Institute of Media and Communication (CARIMAC), U.W.I.

Re-appointed November 1, 2011



Mrs. Rosemarie Vernon, C.D., B.Sc., Cert. Ed.

Educator, Former Principal, Alpha Primary School, Former President of The Jamaica Teachers' Association

Re-appointed November 1, 2011



Rev. Canon Peter Alexander Mullings O.D., J.P., B.A. (Th.)

Retired Cleric

Re-appointed November 1, 2011



Dr. Elaine Wallace, Ph.D., M.B.A.

Communications Specialist, Registrar - UTECH

Re-appointed November 1, 2011



Mrs. Hyacinth Lindsay, Q.C., C.D., LL.B., B.A.

Attorney at Law and Former Chief Parliamentary Counsel

Re-appointed November 1, 2011



Mr. Neville James, B.A., Dip. Public Admin.

Communications Consultant

Re-appointed November 1, 2011



Mrs. Sheena Johnson-Brown, M.A.

Communications Specialist and Lecturer - UTECH

Appointed November 1, 2011



Mr. Maxim G. Rochester, B.Sc., FCA, FCCA

Chartered Accountant

Appointed November 1, 2011



Professor Anthony Clayton, M.A. (Hons.), Ph.D., FACAS, FTWAS

Alcan Professor, Caribbean Sustainable Development, Institute for Sustainable Development, U.W.I.

Appointed November 12, 2013

EXECUTIVE STAFF AND PRINCIPAL OFFICERS

The Commission is supported by a Secretariat, headed by the Executive Director, which has responsibility for its day to day operations. The executive staff members are:



Mr. Cordel Green, M.B.A., LL.M (Dist.), LL.B (Hons.), B.A. (Hons.)
Executive Director, Attorney-at-Law



Mrs. Karlene Salmon-Johnson, LL.B (Hons.), M.Sc., B.A. (Hons.)
Assistant Executive Director and Media Industry Specialist (on study leave)

There are also nine Principal Officers, namely:

Ms. Teisha Mattison, LL.M, LL.B Legal Officer	Ms. Stacy-Ann Nelson, B.Sc., M.Sc. Human Resource & Office Manager	Mr. Donovan Campbell, M.Sc. Technical Officer
Mrs. Juliet Henderson, FCCA, M.B.A. Finance Officer	Mrs. Michelle Jones-Francis, B.Sc. Monitoring and Customer Service Manager	Mr. Don Dobson, B.A. Information Officer
Ms. Nicola Morrison B.A., Registrar	Mrs. Jodi-Ann Jackson, M.Sc., B.Sc. Economist/Researcher	Mr. David Rose, B.Sc. Systems Administrator/Webmaster

STANDING COMMITTEES

Thematic oversight of the Commission's work is conducted through four Standing Committees (See Appendix A). The results of Committee deliberations are brought to the full Commission for discussion, revision, approval or ratification. The Standing Committees are:

- (a) Legislative and Policy
- (b) Monitoring, Content and Compliance
- (c) Finance, Administration and Outreach
- (d) Audit

INTRODUCTION

July 2014 marked four (4) years and four (4) months since the Government's ICT Policy was formulated. It has also been three (3) years since the Broadcasting Commission submitted policy recommendations for an overhaul of broadcasting regulation and legislation. The communications sector in Jamaica and globally has undergone transformational changes since then and there is now a much clearer picture of what the priority areas should be for future communications policy and regulation.

The most transformational global shift has been from the 'infrastructure led' policies to the more content driven 'information society'. Simply put, the world is more connected to content, a broad term that covers information, data, images, or sounds. This means that although networks and devices remain important, the most dominant factor in the communications value chain is and will remain content.

Over the last two decades Jamaica's communications infrastructure has been significantly updated. Rapid and on-going technological innovation will drive continued modernization. However, it is in the area of content, where Jamaica has unquestionable economic and creative opportunities, that we are most vulnerable.

In this context, it would seem that the primary regulatory function is to place the country in a position to better cultivate and harvest the rewards of creative content development as part of creating a better society for citizens.


In pursuit of this strategic goal, the Commission has urged on government that there should be a reconstructed regulatory framework which corresponds with this social imperative. This regulatory reform requires at its core not just an understanding of the importance that communication channels to an economy, but more importantly to understand the economic impact of popular empowerment through widespread use of engagement with data, creative images, voice-based services and text.

These realities mean that government's attention should be fixed on the consumption and influence of content, rather than on the important but increasingly narrow and static infrastructure issues.

The model must integrate both content services and delivery systems enabled by spectrum and wired conduits, with content regulation remaining primary, strong and effective.

This process of policy and regulatory re-think, however, must be urgently expedited to avert the real danger of lagging our global trade partners in the technological revolution.

OVERVIEW OF PERFORMANCE 2014 - 2015



Industry Consultations

Stakeholder engagement is a priority for the Commission. This was once again demonstrated at confabs and consultations where a range of regulatory and industry matters were discussed. The topics included content standards, regulating in a new media environment, new and emerging content platforms, access to foreign channels/copyright enforcement, regulation of advertising, and access for the disabled community.



Digital Television Switchover Workshop hosted in Kingston by the International Telecommunication Union in partnership with the Office of the Prime Minister and Broadcasting Commission.



Content Standards Workshop – CVM TV




Food, Beverage and Advertising Sector Stakeholder Consultation.



Industry Confab with Licensees.

Schools' Outreach

Over 4000 students at primary, secondary and tertiary institutions were engaged on opportunities and challenges in the digital society.



From left to right: Calabar Infant, Primary and Junior High, Hampton School for Girls, Institute of Jamaica Junior Centre – Kingston and Denham Town Primary



iCreate Project

As part of its media literacy and digital awareness programme, the Commission introduced the **iCreate Series**. This took the form of two workshops, **iCreate Music** and **iCreate Video**, which targeted persons aged 13-21 years. The workshops ran for six (6) weeks, during which the participants, young musicians, producers and

videographers, were exposed to broadcasting regulations and trained in song writing, production and intellectual property.



The Broadcasting Commission partnered with Calabar Primary and Junior High, Balcombe Drive Primary and Junior High, Flankers Primary and Junior High and Granville All-Age, to launch media clubs. The objective of these clubs is to stimulate the interest of students in the tools and practice of broadcasting while encouraging them to be responsible and active users of media and digital technologies.



Digital Literacy & Awareness – Adults

Building on the success of the Schools' Outreach initiative, the Commission expanded its digital literacy programme to include adults. Presentations were made at the "Big Baby Shower" Expo/Seminar, the National Parent-Teacher Association of Jamaica (NPTAJ) Annual Parenting Conference, HEART Eastern TVET Institute orientation and to members of the Caribbean Community of Retired Persons.



Community Relations

The Commission participated in a number of community events and expositions. These included the Sagicor Sigma Corporate Run, University of Technology Jamaica's Annual Marketing Seminar, National Child Month Committee's National Youth Forum and the Government at Your Service Expo.



Citizen-based Media Monitoring

The number of volunteer media monitors continues to grow with 40 additional volunteer media monitors trained through two online and physical workshops.



Training session – St. Ann Youth Parish Council

Media Campaign

The Commission launched a multifaceted public education and media literacy campaign. Two new animated TV commercials were targeted at heightening public awareness about parental responsibility and payola. They were supported by print and billboard ads.



Media Coverage

Public focus on the Commission's work remained high – aided by numerous news stories, letters to the editor, captioned photos, social media posts, journal articles and current affairs programmes on radio and television.

News

Digital switchover not likely before 2018

Tuesday, March 03, 2015 6 Comments

Like Share 14 Tweet 11



Executive Director of the Broadcasting Commission, Cordell Green, addressing the Montego Bay Chamber of Commerce and Industry Power Brokers Workshop and Luncheon at the Holiday Inn Sunspree Resort in Rose Hall last Thursday. (PHOTO: ANTHONY LEWIS)

Get on the ball

BCJ urges CVM to move in improving its reach ahead of World Cup

BY SANJAY MYERS Observer staff reporter

Sunday, June 01, 2014 3 Comments

Like Share 20 Tweet 10



Professor Ilopeton Dunn, the chairman of the Broadcasting Commission of Jamaica; Cordell Green, the executive director of the Broadcasting Commission of Jamaica; and Karlene Salmon Johnson, the assistant executive director of the Broadcasting Commission of Jamaica in consultation during a press conference at the company's base in New Kingston on Friday. (PHOTO: BRYAN CUMMINGS)

Reform Cable TV Landscape

Published: Sunday | September 28, 2014

0 Comments



Cordell Green, Guest Columnist

The Gleaner 180 Years for You

Home Lead Stories News Sports Entertainment World News Lifestyle In Focus Auto Social Outlook

Mobile App Mobile Version Subscribe to this feed Join us on Facebook Follow us on Twitter

10th Anniversary Hospitality Jamaica 10th Anniversary

Google Custom Search

Fine TV Stations \$250,000 For Breaches - Broadcasting Commission

Published: Friday | September 26, 2014

1 Comment

THE EDITOR, Sir: The Broadcasting Commission takes note of a letter to the *Gleaner* editor on Wednesday, September 24, 2014, titled 'Ishawna Foota I type bedroom drama trauma', in which the writer infers that the Broadcasting Commission is in collusion with CVM TV to air inappropriate content. He was referring to the programme 'Onstage', which was aired on the evening of Monday, September 22, 2014.

New Media

Social media continues to be an important medium of communication for the Commission. Our **Facebook** fan base increased from 8391 fans to 18,423. **Twitter** followers increased from 1090 to 1618 and our **YouTube** channel generated 10,592 new views.



Research

Evidence-based decision making is a priority for the Commission. Research projects were undertaken to undergirth regulatory decisions. The research topics and projects were:

1. Treatment of Content produced by Convicts.
2. Cyber Security.
3. Access Gaps among Disabled, Marginalised and Vulnerable People.
4. Media Ownership and Content Licensing (Caribbean/USA).
5. Content Regulation.
6. Financial Analysis of the STV Sector.
7. Financial Analysis of the Broadcast Radio and TV Sectors.
8. Copyright licensing and enforcement.
9. Data protection and privacy.
10. Communication Transformation- Convergence.
11. Impact of Schools' Outreach.
12. The Impact of Media Content on the Behaviour of Children.



A research paper titled "US-Caribbean media relations: insights", was published in InterMedia Journal, one of the world's most influential and longest established journals devoted to media and telecom policy, regulatory affairs and compliance.

Licensing Matters

(NEW, RENEWAL, AND VARIATION)

Between April 1, 2014 and March 31, 2015, six (6) applicants were granted Subscriber Television (STV) licences on the recommendation of the BCJ. Six (6) cable licences were renewed and one (1) recommended for non-renewal due to a poor compliance record. Two (2) broadcasting licences were renewed. Two (2) licences were recommended for variation.¹

Directives, Circulars & Advisories

A general circular was issued to broadcast licensees, Circular No. 01/15 dated March 10, 2015, on material found in breach of the **Television and Sound Broadcasting Regulations**, the Children's Code for Programming and the February 2009 Directives.

Change of Ownership & Control

Two STV licensees sought and obtained approval for change ownership.²

Litigation

Judgement was obtained against nine delinquent licensees in the Resident Magistrates Courts for outstanding licence fees and penalties pursuant to Regulation 5 (8) of the **Television and Sound Broadcasting Regulations, 1996**.

Legislative Matters

During the year under review, the Commission continued to meet with the Ministry and the relevant stakeholders to advance the amendments to the **Broadcasting and Radio Re-diffusion Act** and the **Television and Sound Broadcasting Regulations**.

Statutory Reports

All Statutory Reports, including Annual Report and Audited Financial Statements were submitted, within the required timeline.

¹ Digicel/Telstar, to add fifty nine (59) zones and Native Broadcasting Network Limited, to expand its radio coverage to St. Ann and St. Thomas.

² Telstar transferred to Digicel and Flow to Cable and Wireless PLC/LIME Jamaica).

Procurement

The Commission's Standing Procurement Committee provided oversight of procurement activities. All Quarterly Contract Awards reports were submitted, on time, to the Office of the Contractor General (OCG) in accordance with government policy.

Facilities and Fleet Management

The Commission's vehicles were serviced in accordance with a maintenance schedule and kept in proper working condition. Fleet and other assets were insured and all premiums paid-up for the period.

In July 2014, Fujitsu Caribbean Limited along with Cypher Quest conducted several ethical hacking exercises on the servers and network of the Broadcasting Commission. The risk mitigation recommendations are being implemented.

Human Capacity Development

The Commission continued to build internal human capacity. This was accomplished through various training courses, sensitisation sessions and workshops. Annual performance appraisals were conducted, along with ongoing feedback and coaching, to ensure continued performance improvement.

Records and Information Management

All vital records were digitized and secured on an off-site backup system and the recommendations of ISO 15489:1 applied in order to follow best procedures in Records Management.

Technical Matters

During the period under review, there were a total of twenty six (26) broadcast radio licensees. Eighteen (18) of these are for provision of island wide services with each utilizing an average of eight (8) transmitter sites to achieve island wide coverage. Eight (8) of the broadcast radio licences are for provision of limited area broadcast services.

There were three (3) island wide broadcast TV stations each utilizing an average of eight (8) transmitter sites to achieve island wide coverage. Forty nine (49) subscriber television operators are currently licensed to provide cable TV services across the island.

Tables 1 - 3 in **Appendix E** provide listings of the broadcast radio, TV and STV licensees currently licensed to operate in the country.


There was an increase in the number of STV operators with digital systems. There are currently sixteen (16) STV operators providing service using a fully digital STV system while eleven (11) operators provide utilise a mixed analogue/digital cable TV platform. These eleven operators are in the process of transitioning to fully digital systems. Fifteen operators were providing service via analogue systems. Table 4 in **Appendix E** provides information on the types of systems.

A Mandatory Proof of Performance Pilot Project continued to be rolled out. Thirty four (34) licensees, comprising twenty two (22) STV operators and twelve (12) broadcast operators are currently in the MPPR programme.

During the period under review, one investigation was conducted into alleged illegal STV operation. The illegal operation was being conducted by an existing STV licensee which was found to be providing service in three unauthorized zones. The licensee was served with a Notice of Breach of Licence and has since applied to vary its licence to include the three zones.

Three (3) spectrum interference investigations were conducted and corrective measures taken to eliminate signal leakage from STV operations.

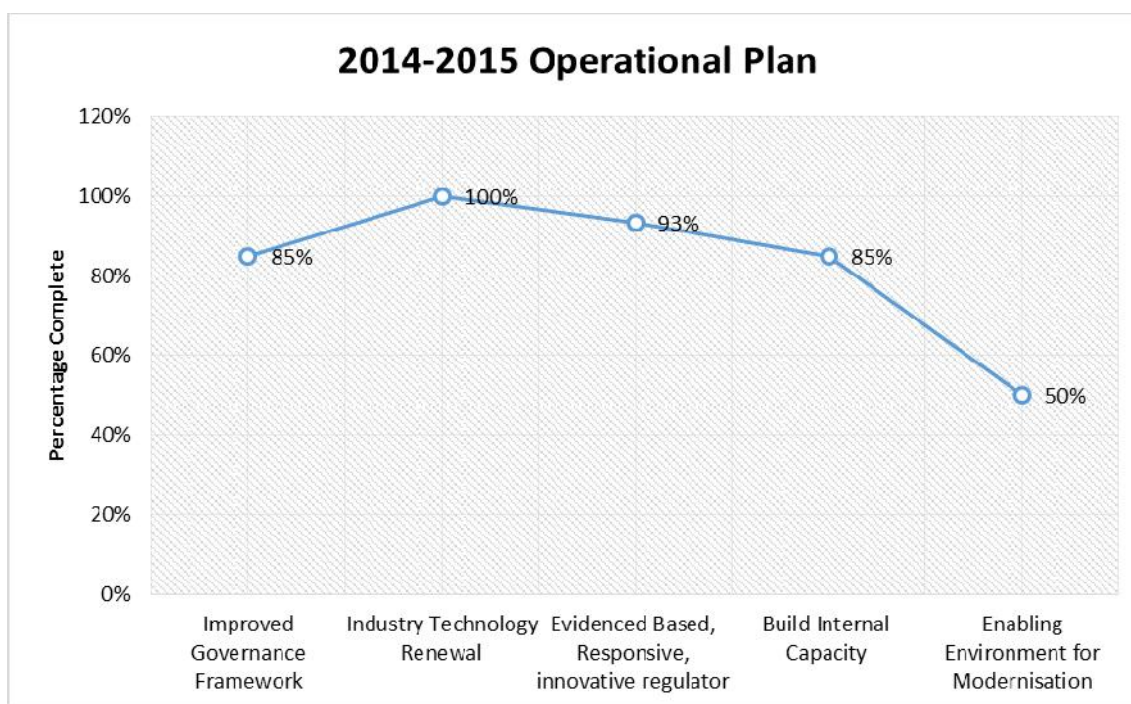
OPERATIONAL PLAN 2014-2015



PERFORMANCE INDICATORS AND TARGETS

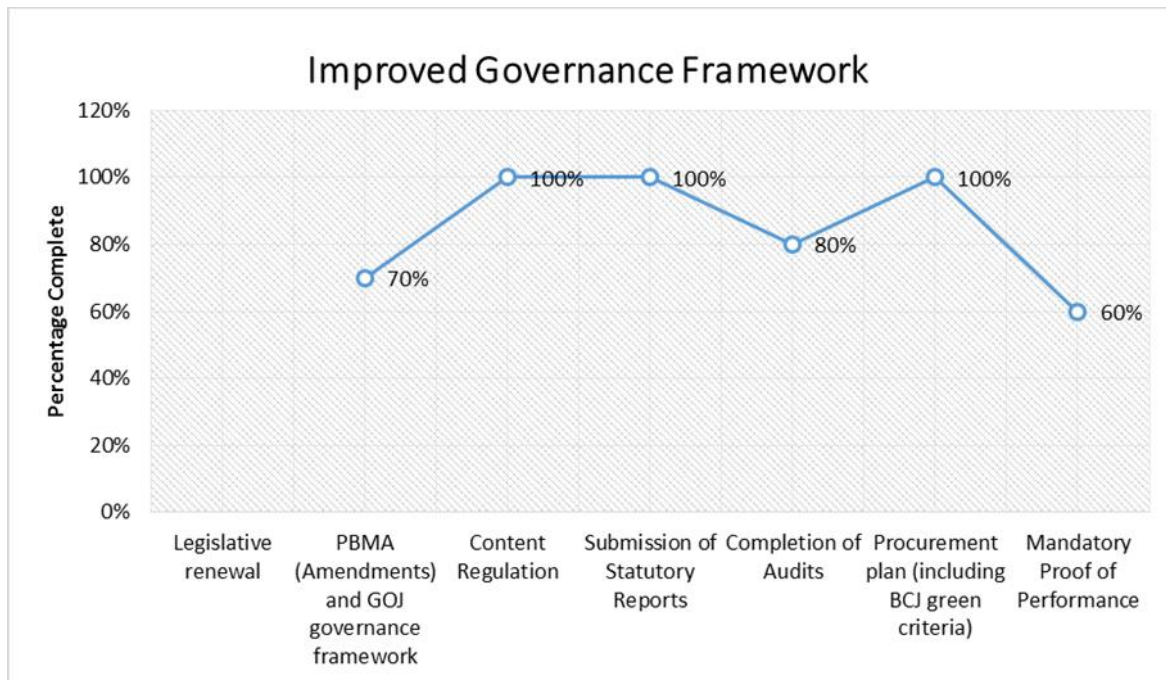
The Strategic Objectives, programmes, major tasks, achievements and constraints are set out in the tables and graphs below.

<u>Strategic Objective</u>	<u>% Complete Overall</u>
Improved Governance Framework	85%
Industry Technology Renewal	100%
Evidenced Based, Responsive, innovative regulator	93%
Build Internal Capacity	85%
Enabling Environment for Modernisation	50%
Overall % Complete to-date	83%



Strategic Objective #1: Improved Governance Framework

85% Complete



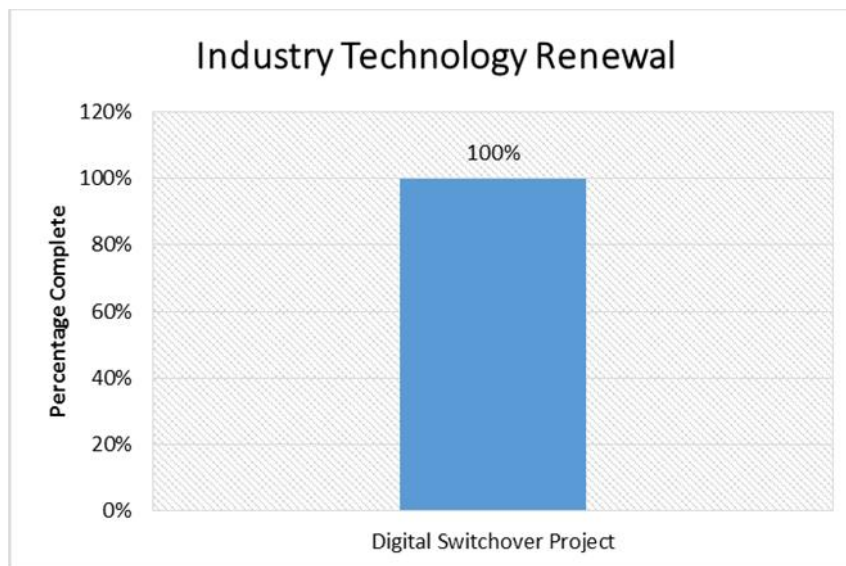
Strategic Objective #1: Improved Governance Framework

	Planned Programmes	Major Tasks	% Completed	Status
1	Legislative renewal	Collaborate with Ministry, on drafting of new Act	n/a	BCJ's input completed on Drafting Instructions and Media Policy. Ministry is to action next steps i.e. submit for Cabinet approval and issuing of drafting instructions.
2	PBMA (Amendments) and GOJ governance framework	Develop Governance Framework implementation plan including: -TOR for all sub-committees; -Framework document outlining roles and responsibilities and Board Charter. -Sensitisation/training and consultations on governance strategies/policies in implementation plan; - Corporate Social Responsibility (e.g.	70%	Plan Implemented: <ul style="list-style-type: none"> TORs drafted, reviewed and approved by subcommittees and Commission; Governance Framework proposal submitted to Commission for approval; RFP issued for consultant to assist with drafting governance framework and other documents in February 2014 and 3 tenders received; Tenders to be evaluated in week of April 13, 2015. BCJ participated in 2 MOFP focus groups on GOJ Board Charter.

		contribution to a school).		
3	Content Regulation	Finalise Concept paper for submission to Commission and Cabinet Develop plan for Specialised Content regulator: Prioritise consultation with stakeholders on Concept Paper.	100%	<p>Concept paper reviewed by Commission's sub-committee. Paper submitted to Commission meeting on September 30, 2014. Document submitted to Retreat in November 2014. Consultant engaged to review MSTEM ICT/Content Regulator Report. 4 draft reports from Consultant reviewed and final report completed. BCJ Policy Brief developed for Ministry. Feedback given to Ministry on the MSTEM ICT/Content Regulator Report. Meeting held with Minister, Chairman, ED and AED on March 4, 2015. BCJ Policy Brief and final Consultant's Report submitted to HPM on April 7, 2015 Consultations held with Industry (JACCO and MAJ on March 4, 2015)</p>
4	Submission of Statutory Reports	Submission of Statutory Reports as per schedule.	100%	All reports submitted on time: 2013/14 Annual Report; MOFP monthly and quarterly; OCG quarterly; and OPM quarterly for Q1 Q2 and Q3.
5	Completion of Audits	Conduct Internal Audit and submit to Audit Committee	80%	<p>Annual external audit for year ending March 31, 2015 (to begin April 20, 2015) Internal audit for Q3 ending December 31, 2014 (70% complete); Internal audit for Q2 ending September 3 completed (awaiting final report from auditors); Internal audit for Q1 ending June 31, 2014 completed; Internal audit for Q4 ending March 31, 2014 completed; Annual external audit for year ending March 31 2014 completed.</p>

6	Procurement plan (including BCJ green criteria)	Develop procurement plan and obtain approval	100%	All procurements conducted under supervision of procurement committee.
7	Mandatory Proof of Performance	Implement MPPR	60%	Between April 1, 2014 and March 31 2015: -Reports received from 4 broadcasters and 5 cable companies; -Notices issued to 10 cable companies.

Strategic Objective #2: Industry Technology Renewal
100% Complete

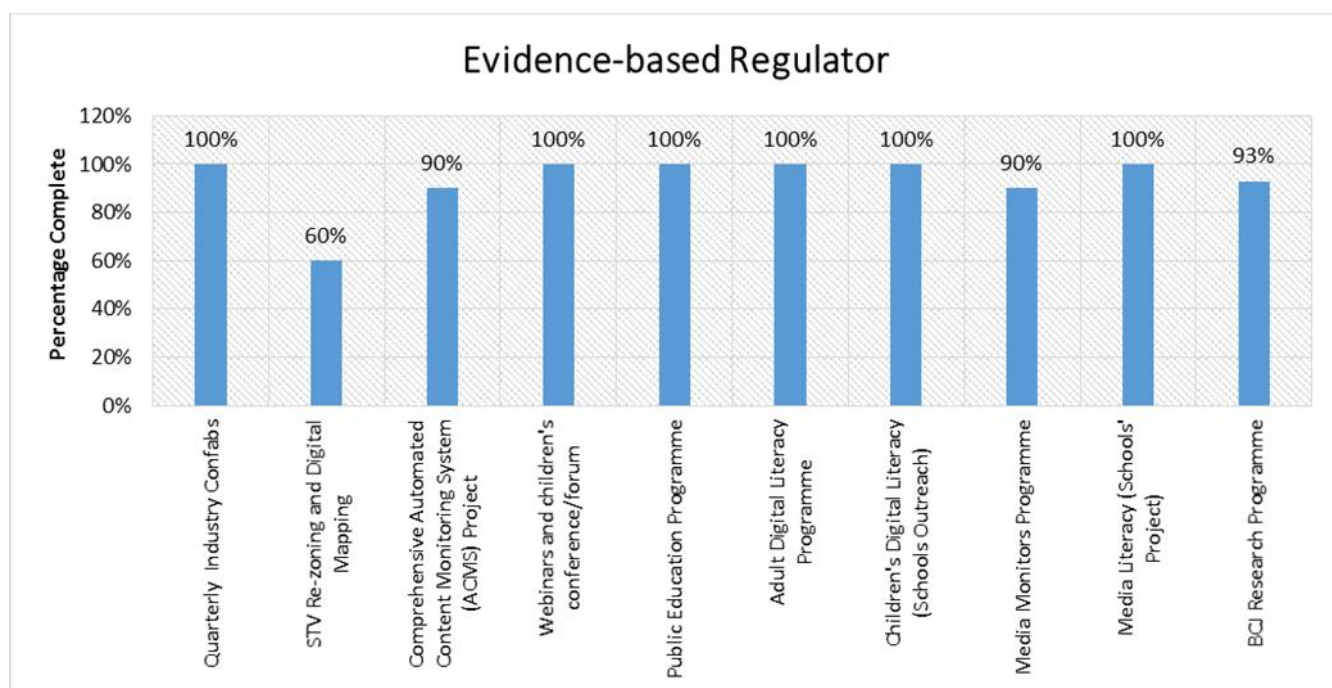


Strategic Objective #2: Industry Technology Renewal

	Planned Programmes	Major Tasks		Status
1	Digital Switchover Project (DSO)	Facilitate meetings of the DSO Committee and the implementation of committee action plan	100%	<p>Evaluation committee established for six (6) Expression of Interest; RFPs issued to three (3) shortlisted candidates for return July 11, 2014. Evaluation done on August 5, 2014. Commission decided on 29/09/2014 to postpone further financial expenditure in respect of DSO, pending clarification on the</p> <ul style="list-style-type: none"> - future financing of the Commission; - Discussion with Minister and the Spectrum Management Authority <p>ITU Workshop facilitated in Kingston March 23-27, 2015. Meeting of the Steering Committee held March 26, 2015. Contact made with ATSC President and meeting with Technical Committee proposed for April 29, 2015 at 10 a.m.</p>
		Explore funding support opportunities for project management unit	n/a	Funding proposal developed pending Cabinet approval of DSO Steering Committee Report.

Strategic Objective #3: To be an Evidence-based Regulator

93% Complete



Strategic Objective #3: To be an Evidence-based Regulator

	Planned Programmes	Major Tasks		Status
1	Quarterly Industry Confabs	<p>Establish schedule & hold confab</p> <p>Hold Confabs</p>	100%	<p>Schedule completed.</p> <p>1st Quarter confab held June 22, 2014 (Advertising and food and beverage industry consultation on Children's Code Review).</p> <p>Second quarter Confab held July 24, 2014.</p> <p>3rd quarter confab held on November 17, 2014.</p> <p>4th quarter confab held January 20, 2015 (CVM staff and independent producers),</p> <p>Consultation with JACCO - January 22 and March 17, 2015</p> <p>Consultations with MAJ- March 4, 2015</p> <p>Meeting scheduled with JACCO Copyright Steering Committee for April 7, 2015</p>
2	STV Re-zoning and Digital	Preliminary Zone adjustments to match	60%	<p>NLA/BCJ contract signed.</p> <p>Project Committee established.</p>

	mapping	NLA mapping. Zone review consultations		Meetings held and consultations underway. Zone adjustment underway to match NLA subdivisions, roadway and schemes. Shapefiles acquired from STATIN in January 2015 Proposed realignment maps submitted on March 13, 2015 for Cornwall and Surrey NLA to revise Country of Cornwall realignment based on shapefiles.
3	Comprehensive Automated Content Monitoring System (CMS) Project	Conduct site visits. Evaluate bids for CMS	90%	EOI issued on March 14, 2014. Eight (8) submissions received April 7, 2014. Evaluation of EOIs completed May 22, 2014. Four (4) shortlisted candidates (one local; three international) issued with RFP June 11, 2014 with a return date of July 28, 2014. Bids received, evaluation completed. Reviewed at the Commission sub-committee meeting on October 22, 2014. Demonstration by preferred bidder on February 19, 2015. Demonstration by second bidder on March 31, 2015. Final evaluation underway.
4	Webinar and children's conference/forum.	Develop webinar and conference plan	100%	Collaboration with National Child Month Committee on annual Youth Forum, November 2014 Working group met June 19, 2014 and agreed on framework including themes and topics. Working group met on July 3, 2014. Framework for collaboration established with Children's advocate for Child Month activities in May 2015.
5	Public Education Programme	Develop Public Education/Media plan utilising:		
		o Expanded social media use and presence	100%	On Friday May 30, 2014 BCJ press conference streamed live on website and Facebook. Social Media Working Group met on June 20, 2014 to develop 2nd phase

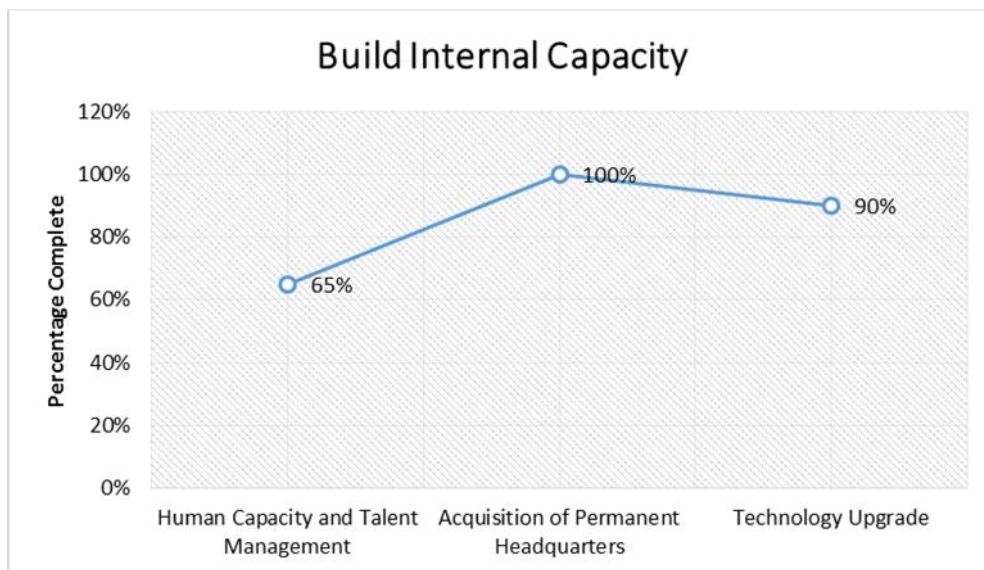
				<p>of social media plan.</p> <p>Between April 2014 and March 2015 Facebook fan base increased from 8,292 to 18,423.</p> <p>During March 2015, Facebook ads made 132,689 impressions (people reached).</p> <p>Between April 2014 and March 2015 Twitter followers increased from 1079 to 1618.</p> <p>There are 64,766 overall views on BCJ YouTube Channel.</p> <p>BCJ's blog posts have been read 1129 times</p>
		o Quarterly Electronic Newsletter – The Broadcaster	100%	Published as per schedule.
		o Electronic, print and outdoor media	100%	<p>Evaluation ongoing (4 evaluation meetings held); six (6) dip stick surveys completed.</p> <p>Plan for 2014-15 campaign developed and implemented as shown below:</p> <ul style="list-style-type: none"> - Refreshed radio, TV and print advertising; - 1 new animated I-Cat TV ad completed and aired on free to air TV; - 2nd animated TV ad (payola) completed and aired on free to air TV. - I-Cat Ad aired in 9 Palace Amusement Cinemas island wide in August 2014. - Contract signed on September 1, 2014 with National Outdoor Advertising for advertisement of Media Literacy Ad on 13 JUTC buses in the Kingston Metropolitan Transport Regions for a period of 12 months. - Payola and Media Literacy Ads mounted on super boards (billboards) island wide. <p>Jan – March 2015:</p> <ul style="list-style-type: none"> - traditional payola and parenting commercials included in advertising rotation (TV) alongside animated commercials - Scripts approved and first cut whiteboard ad developed on

				copyright and access to cable channels.
6	Adult Digital Literacy programme	Develop Adult Digital Literacy plan	100%	<p>Plan completed and implemented (8 adult digital literacy presentations done).</p> <ul style="list-style-type: none"> -April 2014: HEART Eastern TVET Institute (Stony Hill Campus) - June 2014: Baby Seminar for expectant Mothers - June 2014: Eltham Baptist Church - June 2014: Angels Baptist Church - November 2014: National Parent-Teacher Association of Jamaica (NPTA)) Annual Parenting Conference - March 2015: University of Technology Final Year Marketing Students -March 2015: Caribbean Community of Retired Persons.
7	Children's Digital Literacy (Schools Outreach)	Children's Digital Literacy (Schools' Outreach) Project:	100%	
		o Develop Children's Digital Literacy (Schools' Outreach) plan and schedule		<p>Plan and schedule developed.</p> <p>Working group overseeing development of new presentation.</p>
		o Schools' Outreach conducted as per schedule	100%	<p>Eight (8) schools Outreach presentations done April 2 to June, 2014: (St. Andrew High School for Girls, Choices Career & Education Seminar, (St. James), HEART Eastern TVET Institute (Stony Hill Campus), Calabar Primary and Junior High School, Kingston, Balcombe Drive Primary and Junior High School, Kingston, Holy Trinity High School, Kingston, Flankers All Age School, St. James, and Granville All Age School, St. James).</p> <p>2 presentations in July – September 2014: Institute of Jamaica Junior Centres: Kingston and Portmore.</p> <p>October – December 2014: visited 4 schools and participated in</p>

				<p>2 youth focused events - Vauxhall High, Wolmer's Girls, Penwood High, Ardenne High, the National Child Month Committee's Annual Youth Forum and the Society for Scientific Advancement's Workshop for Primary and High schools.</p> <p>January – March 2015: visited 12 schools - Charlie Smith, St. Jude's Primary, Hampton High, Bethlehem All-Age, Kitson Town All-Age, Denham Town Primary, Manchester High, Bellefield Primary, Chetwood Memorial Primary, Cambridge High, CARIMAC, Donald Quarrie High. Preston Hall (UWI) scheduled for April 2015.</p>
8	Media Monitors Programme	<p>Media Monitors Programme</p> <ul style="list-style-type: none"> o Develop Media Monitors Programme plan and schedule 	100%	Plan and schedule developed.
		<ul style="list-style-type: none"> o Conduct Media Monitors' training as per schedule 	70%	<p>Content refreshed and new presentation completed.</p> <ul style="list-style-type: none"> ▪ 2 online trainings completed, March 21 and 23, 2015. ▪ 1 additional training conducted with St. Ann Parish Youth Council, March 27, 2015
		<ul style="list-style-type: none"> o Evaluate impact of training 	100%	Dip-stick surveys conducted (see research below)
9	Media Literacy (Schools' Project)	Complete BCJ/JBTE Media Literacy Schedule as planned for the quarter.	100%	4 schools' radio clubs established May 5-20, 2014 (Calabar Primary and Junior High School; Balcombe Drive Primary and Junior High School; Flankers All Age School and Granville All Age School).
10	BCJ Research Programme	Research Programme:		
		<ul style="list-style-type: none"> o Design research framework and develop agenda 	100%	Research framework and agenda finalized.
		<ul style="list-style-type: none"> o Conduct research 	80%	<p>Research conducted on:</p> <ul style="list-style-type: none"> -Treatment of Content produced by Convicts -Broadcasting Business Model Transformation - Research and Fore sighting (developed with MSBM) -Regional Cyber Security (report

				<p>completed)</p> <ul style="list-style-type: none"> -Media Ownership and Content Licensing (Caribbean/USA) -Global Citizens and Rights of the User to Content -Access Gaps among Disabled, Marginalised and Vulnerable People. -Analysis of financial statements for the cable sector - Insight on copyright licensing and enforcement policy -Data protection and privacy -Communication Transformation-Convergence -Electronic media database- Phase 1 <p>Research being conducted on:</p> <ul style="list-style-type: none"> -Electronic media database- Phase 2 -Effects of media content on children -Feedback provided from Schools Outreach Digital Literacy Presentations -Problematic Internet Content -BCJ Research on the Media Sector (including economic-based licence fees)
		o Submit preliminary findings	100%	<p>Research published in InterMedia Journal, the world's most influential and longest established journal devoted to media and telecom policy, regulatory affairs and compliance.</p> <p>Research used to develop content for BCJ presentation at IIC Regulators Conference and Forum.</p>

Strategic Objective #4: To Build Internal Capacity
85% Complete



Strategic Objective #4: To Build Internal Capacity

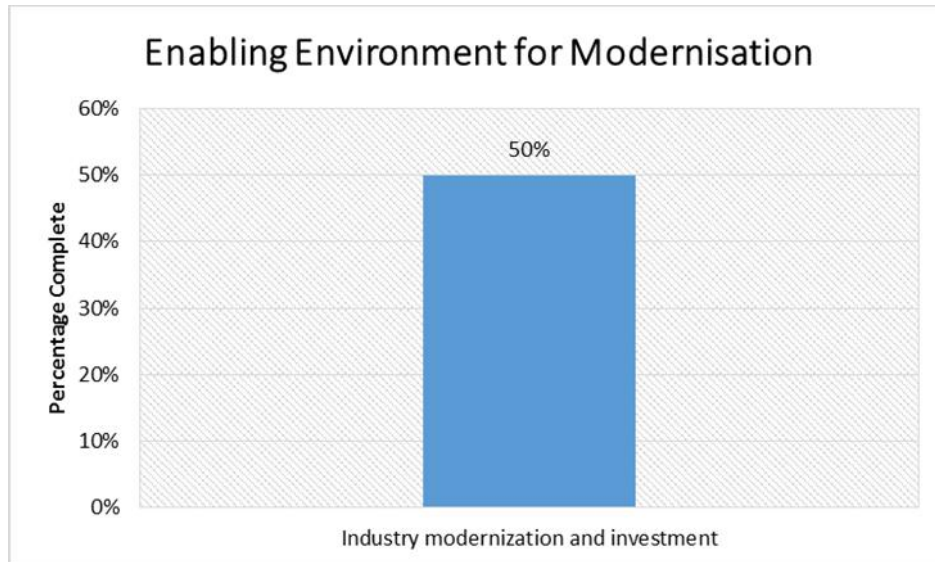
	Planned Programmes	Major Tasks		Status
1	Human Capacity and Talent Management	Develop and submit Talent Management plan for approval	100%	Completed
		Acquire data entry support capacity for Research & Registry	0%	Delayed pending employment of Human Resources Officer.
		Acquire reference material	100%	<p>Following reference material acquired:</p> <ul style="list-style-type: none"> --Business Renewal & performance in Jamaica, William W. Lawrence - The Value of Public Service Media -Economic & social Survey Jamaica 2013 – PIOJ - Information Management May/June 2014 - Information Economics and Policy Vol. 26 (2014) - Journal of Media and Economics vol. 27 , Number 1 Jan – March 2014 - InterMedia Spring 2014 vol. 42 Issue 1 –IIC -InterMedia Summer 2014 vol. 2 Issue 2 -Caribbean Telecommunications Report -Back to work growing with Jobs in

				<p>Europe and Central Asia – World Bank E-book</p> <p>-Global Financial Development Report 2014, Financial Inclusion - World Bank E-book</p> <p>-Light Manufacturing in Vietnam - Creating Jobs and Prosperity in a Middle Income Economy - World Bank E-book</p> <p>-International Debt Statistics 2014 - World Bank E-book</p> <p>-David and Goliath: Underdogs, Misfits, and The Art of Battling Giants- Malcolm Gladwell</p> <p>-Rewind: My Recollections of Radio and Broadcasting in Jamaica– Alma Mock Yen</p> <p>-Communication Law Volume 19, Number 4, 2014</p> <p>- Communication Law Vol. 19, Number 3, 2014</p> <p>-Human Resources Management Magazine September & October 2014 (2)</p> <p>-InterMedia Autumn 2014, Vol.42, Issue 3</p> <p>-IEEE Spectrum September & October 2014 (2)</p> <p>-IEEE Broadcast Newsletter, Vol. 22, Number 3, Fall 2014</p> <p>- -Young people , media and health: risks and rights book from The International Clearinghouse</p> <p>-Journal of Media Economics July-Sept. 2014</p> <p>- The Institute September 2014</p> <p>- NEX GENERATION – Empowering Caribbean people for a better future. Issue No. 14 Fall – Winter 2015</p> <p>- InterMedia Journal Autumn 2014 Vol 42 Issue 3</p> <p>- E-Book - Governance for Development</p> <p>- May/June 2014 Information Management Magazine an ARMA International Publication</p> <p>-Caribbean Telecommunications Report issue - Q1 2015</p> <p>-Information Management Magazine: January/February 2015</p> <p>- November/December 2014 Issue of Information Management</p> <p>- Information Management Magazine:</p>
--	--	--	--	--

				<p>July/August 2014</p> <p>Inter Media Magazine Winter 2014/5, Volume 42, Issue 4/5 & Information & Communications Technology Law Volume 23, Number 3, October 2014.</p>
		Implement talent management plan	60%	<p>Plan being implemented. Areas covered:</p> <ul style="list-style-type: none"> -Cyber Security -Legal -Corporate Secretarial -HR -Competition law
2	Acquisition of Permanent Headquarters	Develop and implement acquisition plan	100%	<p>Acquisition plan developed and implementation underway.</p> <ul style="list-style-type: none"> -Needs analysis and rationale completed; -MOFP briefing held with Deputy Financial Secretary (Public Sector) and other Senior Officials; -Prospective acquisitions identified and exploration completed; -Property Identified and valuation report and other relevant documents sent to OPM for submission to LARC Committee of the Cabinet.
3	Technology Upgrade	<p>Develop technology upgrade plan</p> <p>Develop a maintenance plan for equipment</p>	90%	<p>Contract signed with Risk Mitigation and Cyber Security</p> <p>Ethical Hack and Cyber Security Risk Assessment Report along with training documents for staff members received on July 28, 2014. Training manual shared with staff and staff training ongoing.</p> <p>Research and proposal completed for Broadcast field strength monitoring.</p> <p>RFP completed and issued for website upgrade. Consultant procured.</p> <p>Website testing underway. Awaiting final approval from Commission's subcommittee.</p> <p>Systems audit completed by Systems Administrator in September 2014 and recommendations made for server upgrade.</p> <p>Overall Technology Upgrade plan completed for cloud computing and virtualization and submitted for implementation.</p>

				<p>Plan being implement:</p> <ul style="list-style-type: none"> - New email system implement in August 2014 - server acquired and implemented February 2015 - VMware licenced to be acquired.
--	--	--	--	--

Strategic Objective #5: To Facilitate an Enabling Environment for Modernisation
50% Complete



Strategic Objective #5: To Facilitate an Enabling Environment for Modernisation

	Planned Programmes	Major Tasks		Status
1	Industry modernization and investment	Develop industry renewal strategy based on MSBM 2014 industry study.	50%	Charter completed by Mona School of Business and Management (MSBM). Commission considered proposal at the March 30, 2015 meeting and review and revamping to be undertaken.



DETAILS OF REGULAR KEY OPERATIONAL ACTIVITIES

Monitoring, Compliance and Customer Service

Contacts with the Commission

Six hundred and seventeen (617) contacts were recorded for the period under review. This was a sixteen percent (16%) increase over the previous year. The contacts resulted in thirty one (31) investigations and the issuing of thirty four (34) Notices of Breach.

Table 1 - Total Contacts recorded

APRIL '14 - JUNE '14	238
JULY '14 - SEPTEMBER '14	165
OCTOBER '14 - DECEMBER '14	103
JANUARY '15 - MARCH '15	111
TOTAL	617

Table 2 provides further details on the nature of contacts with the public.

Table 2: BREAKDOWN OF CONTRACTS

	Apr-Jun 2014	Jul-Sept 2014	Oct-Dec 2014	Jan-Mar 2015	Total
Operational Issues:	112	89	61	69	331
<i>Complaints received</i>	10	9	6	6	31
Zoning Information	3	2	10	3	18
Broadcast & STV Licensees Application process	14	2	11	6	33
Exclusive Broadcast Rights Issues	8	-	-	11	19
Digital Cable Box Issues	5	2	-	-	7
Commission's role in regulating fees/rebates by STVO's			5	2	7
Reports about the airing of a sexually suggestive song performed by Vybz Kartel aired on Irie FM		7			7
CVM Television Limited's technical and the implications for coverage of the world cup	86	54	-	-	140
Commission's role in the vetting of Programme prior to Broadcast.				2	2
Columbus Communications Limited (Flow) removal of channels in compliance with Copyright Law			10	-	10
Perceived homosexual acts during the transmission of 'Empire', 'Good Wife' and 'The Boss'				12	12
TOTAL	238	165	103	111	617

Complaints Received

Section 16 (f) of The **Broadcasting and Radio Re-Diffusion Act** requires the Commission to “receive and investigate complaints in relation to any matter under the Act”.

During the period under review, the Commission received thirty one (31) complaints. This was a decrease of forty percent (40%) when compared to the previous period. Table 3 is a breakdown of the complaints on a quarterly basis.

Table 3 - QUARTERLY BREAKDOWN OF COMPLAINTS RECEIVED

APRIL '14 - JUNE '14	10
JULY '14 - SEPTEMBER '14	9
OCTOBER '14 - DECEMBER '14	6
JANUARY '15 - MARCH '15	6
TOTAL	31

Table 4: COMPLAINTS RECEIVED APRIL 2014- MARCH 2015

	Apr-Jun 2014	Jul-Sep 2014	Oct-Dec 2014	Jan-Mar 2015	TOTAL	(%)
Subscriber Television						
Technical					0	0%
Customer Service	0	0	0	0	0	0%
Content Standards	1	0	0	0	1	3%
Copyright	0	0	0	0	0	0%
Broadcast Television						
Technical	0	0	0	0	0	0%
Content Standard	1	3	2	2	8	26%
Copyright	0	0	0	0	0	0%
Broadcast Radio						
Content Standards	8	6	4	4	22	71%
Copyright	0	0	0	0	0	25%
Total	10	9	6	6	31	100%
Percentage (%)	33%	29%	19%	19%		100%

Complaints Investigated

The Commission investigated sixty-six (66) complaints. Thirty-one (31) of those arose during the period under review and thirty-five (35) were carried over from the previous year. The total number of complaints investigated was a twenty-six percent (26%) decrease over the previous period.

Table 5 represents a breakdown of the complaints investigated on a quarterly basis.

Table 5: COMPLAINTS INVESTIGATED FOR THE PERIOD APRIL 2014-MARCH 2015

APRIL '14 - JUNE '14	20
JULY '14 - SEPTEMBER '14	18
OCTOBER '14 - DECEMBER '14	12
JANUARY '15 - MARCH '15	16
TOTAL	66

Table 6 provides a breakdown of all complaints investigated, including those brought forward from the previous period.

Table 6: TOTAL COMPLAINTS INVESTIGATED APRIL 2014 - MARCH 2015

	Complaints Brought forward From April 2013- March 2014	Complaints Received April 2014-March 2015	Total
Subscriber Television	9	1	10
Broadcast Television	7	8	15
Broadcast Radio	19	22	41
TOTAL	35	31	66

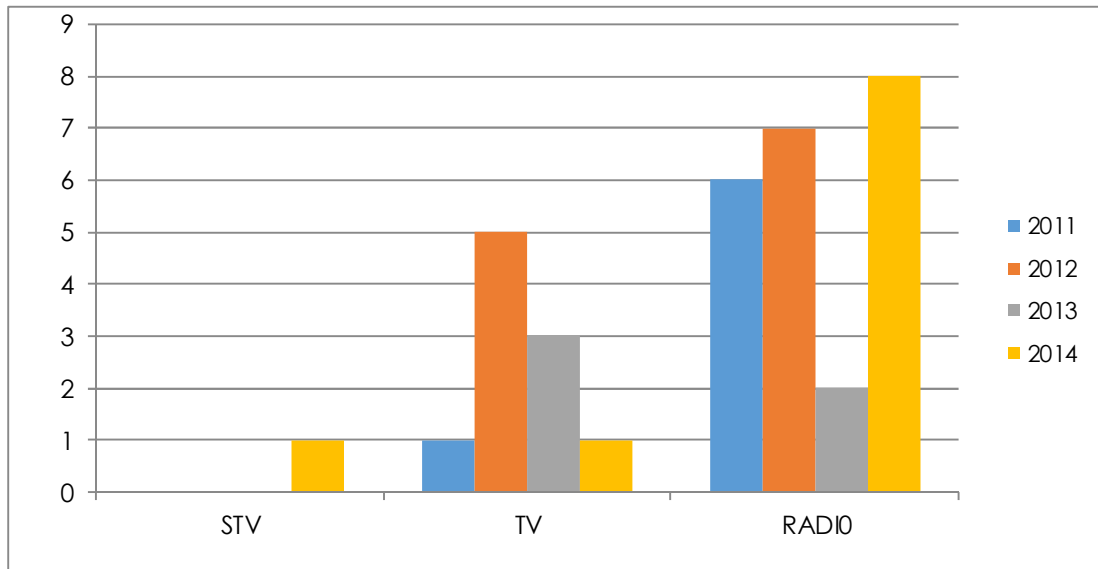
Table 7 Content Standards Complaints Investigated: April - June 2014

	Transmission of content in breach of scheduling requirements of the Code	Transmission of a song with an expletive	Transmission of a discussion focusing on sadomasochism and violence during a morning time programme.	Transmission of content with sexually suggestive lyrics/words.	Transmission of content containing violent lyrics.	Transmission of content with scantily clad women gyrating in a sexually	TOTAL
Columbus Communication Network (Flow)	1						1
FAME 95 FM	1	1	1				3
HITZ 92 FM				1			1
IRIE FM					1		1
News Talk 93 FM		1					1
RJR 94 FM				1			1
Television Jamaica Limited						1	1
ZIP 103 FM				1			1
TOTAL	2	2	1	3	1	1	10

***Complaints listed above include allegations that may not have necessarily resulted in findings of breach.**

Figure 1 illustrates the trends in content standard complaints received in similar reporting periods since 2010.

Figure 1
Content Standards Report Trends for Quarters April - June 2011 to 2014



	2011	2012	2013	2014
STV	0	0	0	1
TV	1	5	3	1
RADIO	6	7	2	8

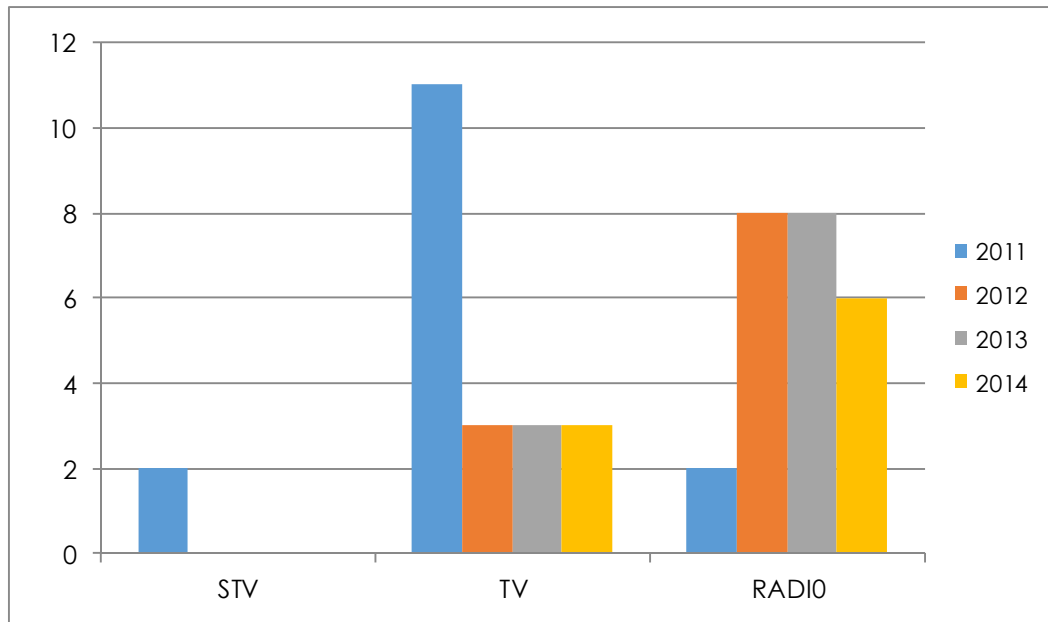
Table 8**Content Standards Complaints Investigated: July – September 2014**

	Transmission of highly sexual suggestive images during programme	Transmission of images with simulated sex & sadomasochism activities.	Transmission of act of bestiality	Transmission of song with excessive language	Transmission of song containing sexual suggestive lyrics.	Transmission of song containing excessive language	TOTAL
CVM	1	1	1				3
Grove Broadcasting (ZIP)				1			1
Grove Broadcasting (IRIE FM)					1		1
News Talk 93 FM					1		1
Fame 95 FM					1		1
Mother in Crisis (Sun City Radio)				1			1
Westmoreland Broadcasting (VYBZ FM)						1	1
TOTAL							9

*** Complaints listed above include allegations that may not have necessarily resulted in findings of breach.**

Figure 2 illustrates the trends in content standard complaints received in similar reporting periods since 2010.

Figure 2
Content Standards Report
Trends for Quarters July - September 2011 to 2014



	2011	2012	2013	2014
STV	2	0	0	0
TV	11	3	3	3
RADIO	2	8	8	6

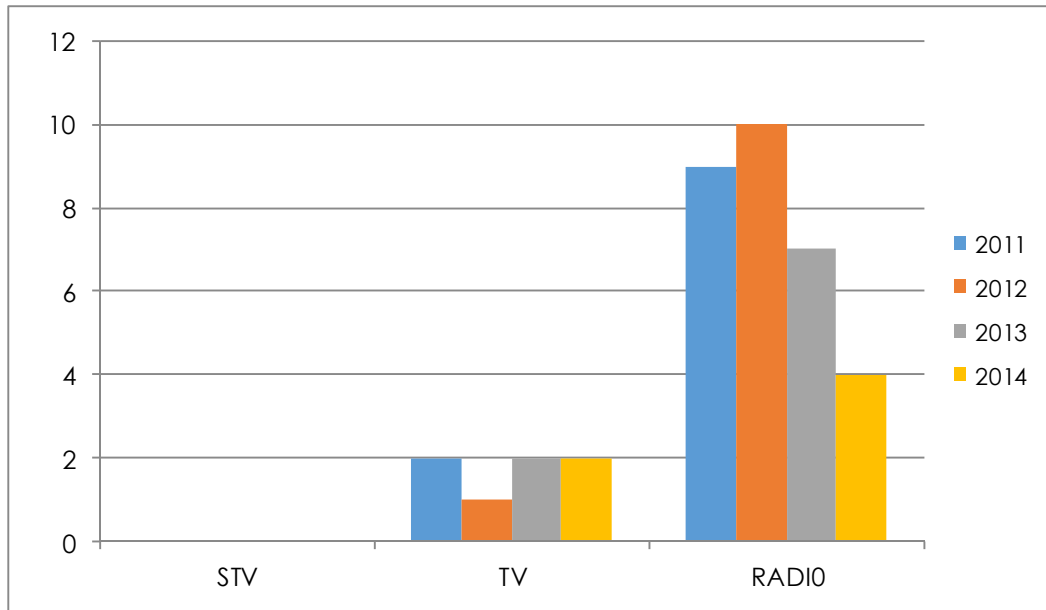
Table 9
Content Standards Complaints Investigated: October –

	Transmission of sexually explicit images-(male gyrating against scantily clad female).	Transmission of profane language in the airing of a movie.	Transmission of violent lyrics during the airing of a song.	Transmission of content in violation of Reg. 30(k) of the TSBR. (A statement from a caller regarding the Outameni purchase and the Prime Minister		Transmission of sexually explicit lyrics.	TOTAL
CVM	1	1					2
Fame 95 FM			1				1
Grove Broadcasting (ZIP 103 FM)			1			1	2
News Talk 93 FM				1			1
TOTAL	1	1	2	1		1	6

*** Complaints listed above include allegations that may not have necessarily resulted in findings of breach.**

Figure 3 illustrates the trends in content standard complaints received in similar reporting periods since 2010.

Figure 3
Content Standards Report Trends for Quarters:
October - December 2011 to 2014



	2011	2012	2013	2014
STV	0	0	0	0
TV	2	1	2	2
RADIO	9	10	7	4

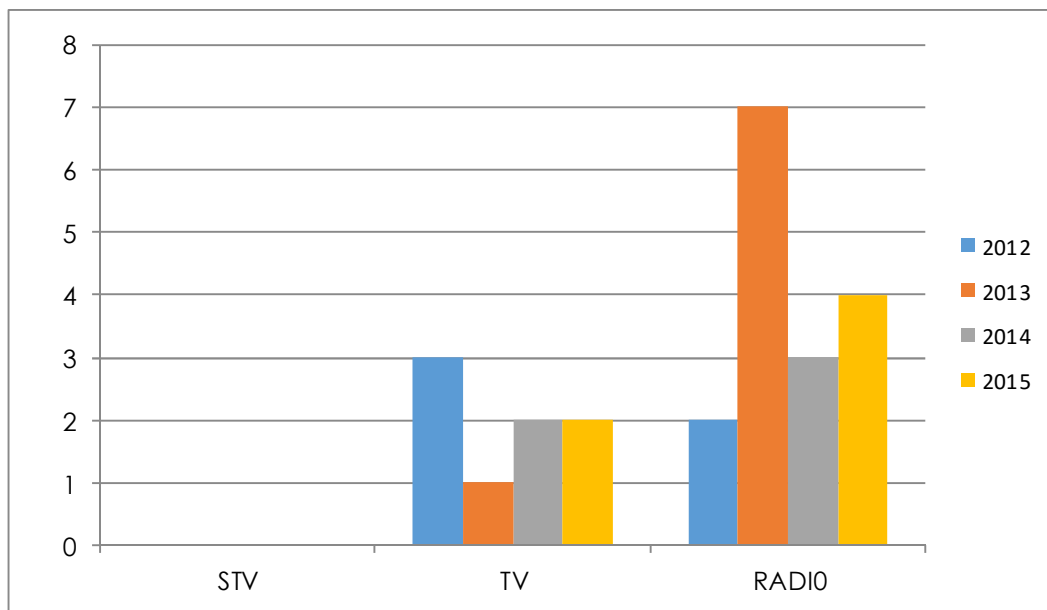
Table 10**Content Standards Complaints Investigated: January - March 2015**

	Transmission of expletive during outside broadcast	Transmission of expletive during a song	Transmission of sexual explicit images during drama series Empire.	Transmission of adult material prior to watershed	Transmission of violent lyrics during song	Transmission of sexual suggestive lyrics during song	TOTAL
CVM				1			1
Fame 95 FM		1			1	1	3
Grove Broadcasting (ZIP 103 FM)	1						1
Television Jamaica Limited			1				1
TOTAL	1	1	1	1	1	1	6

*Complaints listed above include allegations that may not have necessarily resulted in findings of breach.

Figure 4 illustrates the trend in content standard complaints received in similar reporting periods since 2011.

Figure 4
Content Standards Report
Trends for Quarters Jan - Mar 2012 to 2015



	2012	2013	2014	2015
STV	0	0	0	0
TV	3	1	2	2
RADIO	2	7	3	4

TECHNICAL MONITORING

Technical inspection was conducted on the systems and operations of twenty three (23) STV licensees. **Tables 11 - 14** provide a breakdown on the licensees inspected as well as the summarized results of findings from the inspections and the actions taken by the Commission to ensure that the areas of non-compliance detected during the inspections were remedied.

Table 11: Technical Monitoring: April - June 2014

	LICENSEES INSPECTED	NON-COMPLIANCE DETECTED	STATUS
1.	First Choice Cable Service Limited	17(1)(b),17(4)(e), 17(1)(h), Breach of Licence [1]	Notice of Breach issued – May 8, 2014 & Follow up Breach Letter – January 6, 2015.
2.	Linscom Network Limited	15(a) and 17(4)(b)	Notice of Breach issued May 8, 2014 Breaches were addressed by August 15, 2014. Letter dated September 25, 2014 sent to the licensee advising of the closure of the matter.
3.	Starcom Cable Vision Limited	15(a),16(1),17(1)(b) 17(1)(h),17(4)(b), 17(4)(d) and 17(4)e)	Notice of Breach issued – June 19, 2014 & Follow up Breach Letter – January 6, 2015.
4.	McKoy's Cable Television Company Limited	16(1),17(1)(h),17(4)(b), 17(4) (d), 17(4) (e). Breach of Licence [1]	Notice of Breach issued – May 8, 2014 & Follow up Breach Letter – January 6,2015
5.	Cabletron Network Limited	15(a) and 17(4)(b)	Notice of Breach issued May 2014 and follow-up on October 24, 2014. Breaches addressed as at January 21, 2015. Licensee advised of the closure of this matter.
6.	Wilson's Enterprises Limited.	15(a),17(4)(d),17(4)(e) and17(1)(h)	Notice of Breach issued – August 4, 2014 & Follow up Breach Letter – January 6,2015
7.	Summit Satellite Systems Limited	17(4)(b),17(4)(d), 17(4)(e)	Notice of Breach issued – May 8, 2014 & Follow up Breach Letter – January 6, 2015.

Table 12: Technical Monitoring: July - September 2014

	LICENSEES INSPECTED	NON-COMPLIANCE DETECTED	STATUS
8	Summit Satellite Systems Limited	17(4)(b), 17(4)(e), 17(4)(d),	Notice of Breach issued – July 30, 2014.
9.	Tru-Star Cable Television Network Ltd.	17(1)(h), 17(4)(e), 17(4)(d)	Notice of Breach issued – July 30, 2014.
10.	Direct Cable Systems Limited	17(1)(h), 17(1)(b), 15(a), Breach of Licence (2)	Notice of Breach issued – September 24, 2014.
11.	Venus Vision Cable Systems Ltd.	17(1)(d), 17(1)(b), 17(4)(b), 17(4)(d), 17(4)(e). Breach of Licence [1]	Notice of Breach issued – September 24, 2014.
12.	Mars Cable Vision Limited	15(a), 16(1), 17(1)(b), 17(1)h Breach of Licence 2	Notice of Breach issued – December 4, 2014.

Table 13: Technical Monitoring: October - December 2014

	LICENSEES INSPECTED	NON-COMPLIANCE DETECTED	STATUS
13	CTL Limited	17(4)(e)	The licensee was contacted to have the breach addressed within an agreed time line to achieve compliance.
14.	Jamaica Cablevision Limited	17(4)(e), 17(4)(d), 17(4)(b), 16(1)	Notice of Breach issued – January 21, 2015.
15.	Marimaxx Communications Limited	17(1)(b), 17(4)(b), 17(4)(d), 17(4)(e), 17(1)(h), Breach of Licence (1)	Notice of Breach issued – November 28, 2014.
16.	Quality Cable Services Limited	17(1)(b), 17(4)(d), 17(4)(e), 17(4)(b), 15(b), 16(1), 17(1)(h)	Notice of Breach issued – November 28, 2014.
17.	St. Thomas Cable Network Limited	17(1)(b), 17(1)(f), 17(4)(b), 17(1)(h), 17(4)(d), 17(4)(e), Breach of Licence	Notice of Breach issued – January 21, 2015.

18	Total Cable Limited	17(4)(d),17(4)(e), 17(1)(b)	Notice of Breach issued – January 21, 2015.
----	---------------------	--------------------------------	---

Table 14: Technical Monitoring: Jan - March 2015

	LICENSEES INSPECTED	NON-COMPLIANCE DETECTED	STATUS
19.	Astra Technology Limited	15(a)),17(1)(b), 17(4)(d), 17(4)(e) Breach of Licence (1)	Notice of Breach issued – March 30, 2015.
20.	Central Communications Services Ltd.	17(1)(h),17(1)(b) 17(4)(e)	Notice of Breach issued – March 5, 2015.
21.	QES 46	17(4)(d),17(4)(e), 17(1)(h), Breach of Licence [1] Breach of Licence (2)	Notice of Breach issued – April 28, 2015.
22.	Stars Cable Company Ltd.	17(4)(d) 17(4)(e),17(1)(h),	Notice of Breach issued – March 30, 2015.
23.	Westar Communications Ltd.	16(1), 17(1)(h), 17(4)(d),17(4)(e), Breach of Licence (2)	Notice of Breach issued – March 30, 2015.

Note:

- Licensees highlighted in grey are now fully compliant with the Regulations.
- Licensee highlighted in yellow was given an opportunity to address the one breach detected prior to being issued with a notice of breach letter.
- Breach of Licence 1 means system not addressable
- Breach of Licence 2 means not providing service to licensed zone(s)

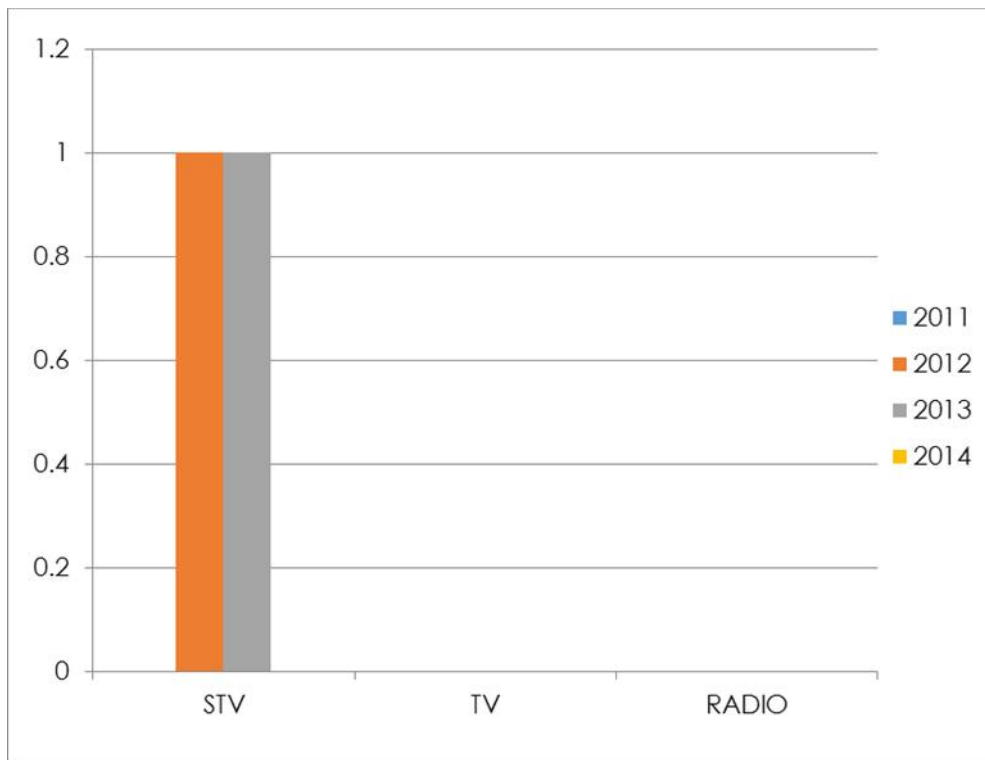
TECHNICAL INVESTIGATIONS (Standards & Service Area)

For the period under review no investigation was conducted in relation to complaints about technical quality of STV service.

Figure 5 illustrates the trends in technical standard complaints received in similar reporting periods since 2010.

Figure 5

Technical Standards Report Trends for Quarters April - June 2011 to 2014

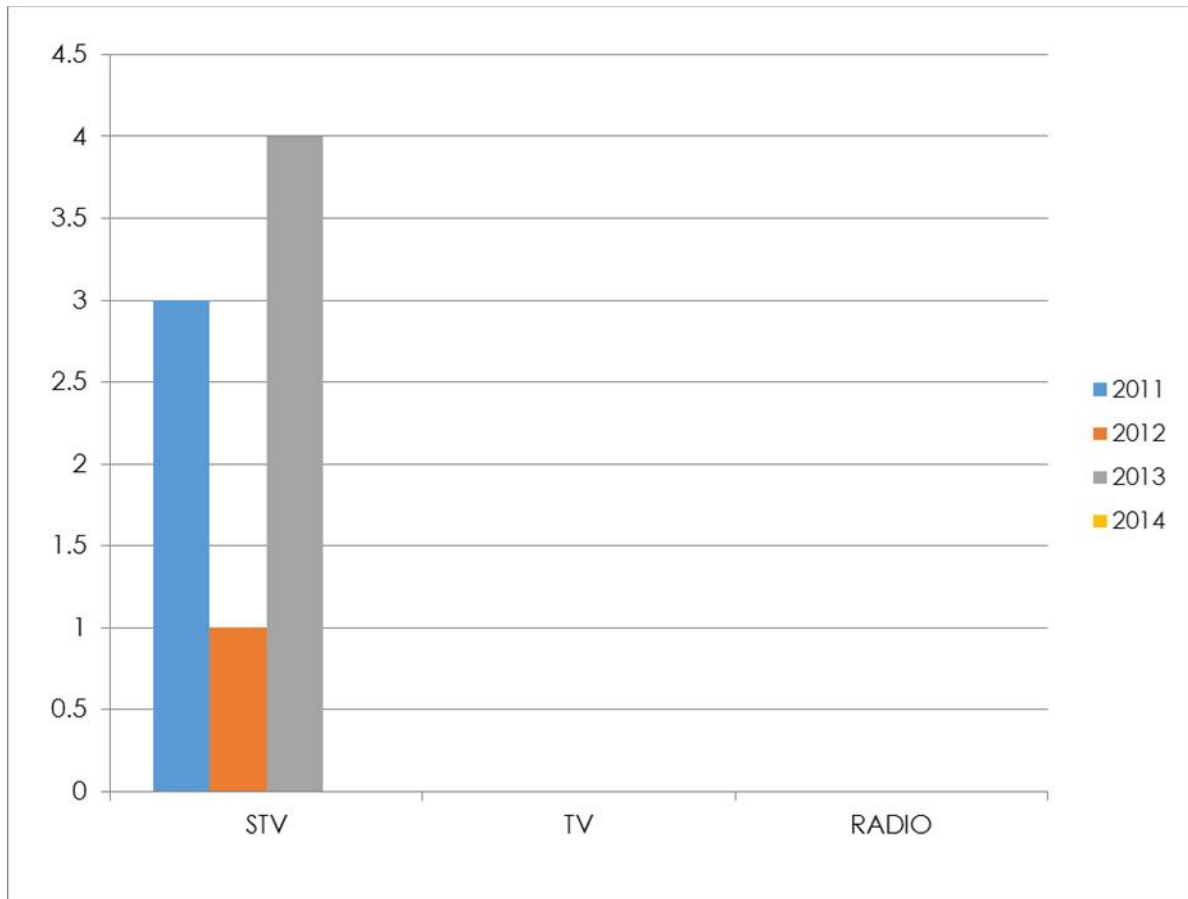


	2011	2012	2013	2014
STV	0	1	1	0
TV	0	0	0	0
RADIO	0	0	0	0

Figure 6 illustrates the trend in technical standard complaints received in similar reporting periods since 2010.

Figure 6

Technical Standards Report Trends for Quarters July – September 2011 to 2014

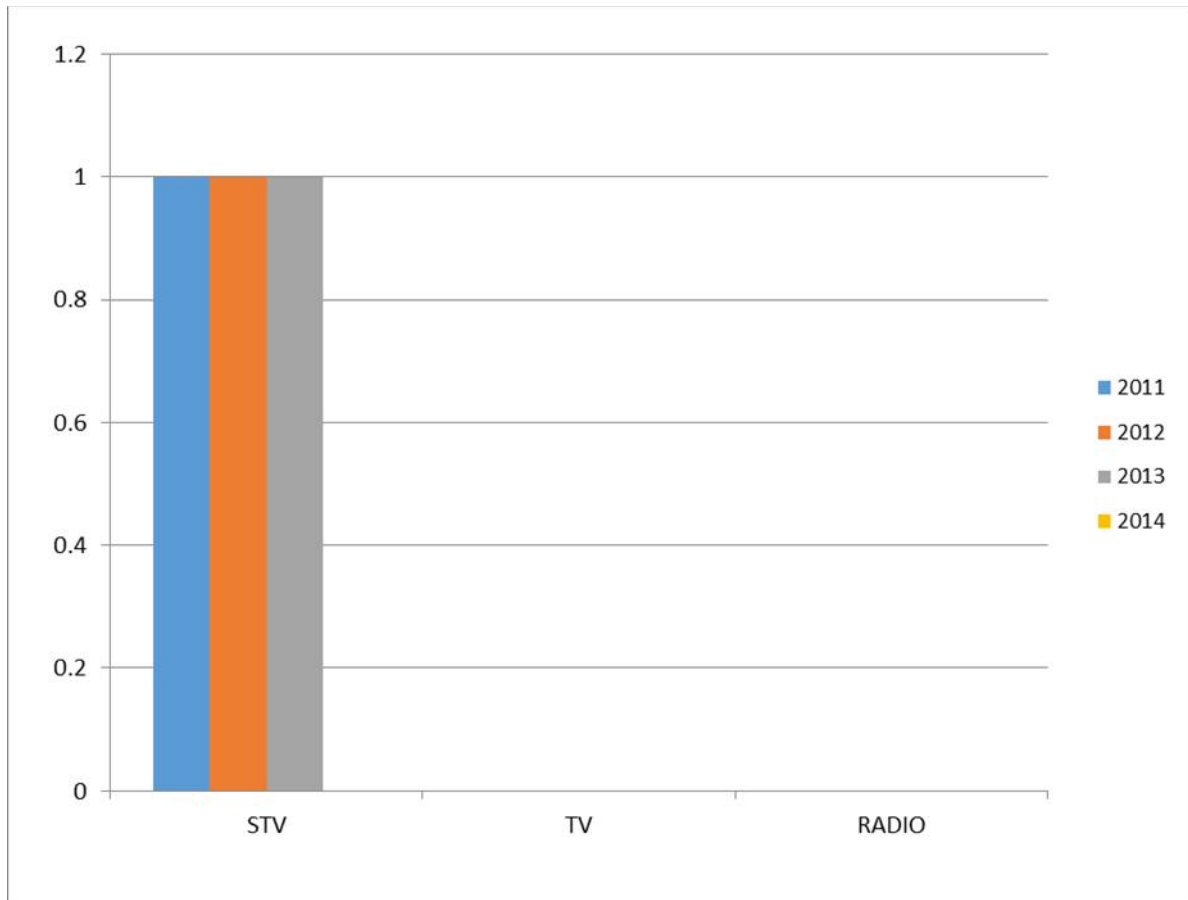


	2011	2012	2013	2014
STV	3	1	4	0
TV	0	0	0	0
RADIO	0	0	0	0

Figure 7 illustrates the trend in technical standard complaints received in similar reporting periods since 2011.

Figure 7

Trends for Quarter October – December from 2011 to 2014

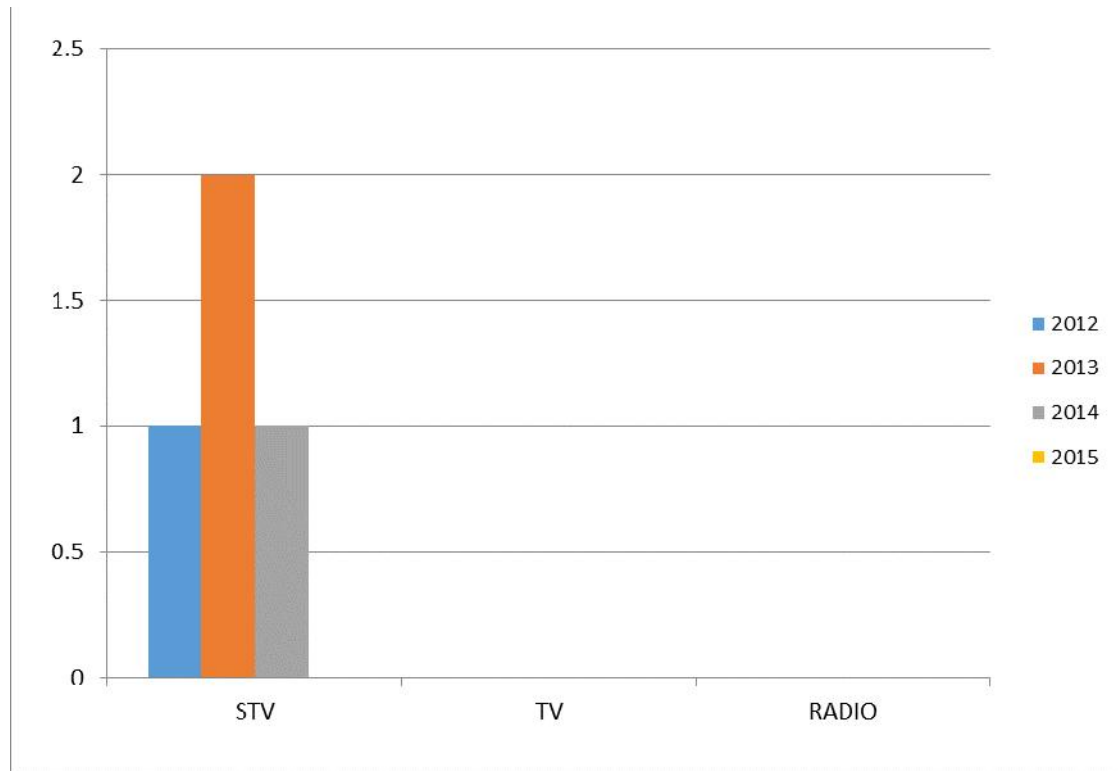


	2011	2012	2013	2014
STV	1	1	1	0
TV	0	0	0	0
RADIO	0	0	0	0

Figure 8 illustrates the trend in technical standard complaints received in similar reporting periods since 2012.

Figure 8

Trends for Quarter January – March from 2012 to 2015



	2012	2013	2014	2015
STV	1	2	1	0
TV	0	0	1	0
RADIO	0	0	0	0

COMPLAINTS RESOLUTION

Thirty-One (31) complaints were resolved during the period under review.

Table 15 shows the categories of complaints resolved while **Table 16** details the grounds on which the Commission closed its investigations.

Table 15: Complaints Resolved April 2014 – March 2015 (BY SERVICE)

	NO. OF INVESTIGATED COMPLAINTS RESOLVED (INCLUDING THOSE BROUGHT FORWARD)
Subscriber Television	1
Broadcast Television	10
Broadcast Radio	20
Total	31

**Table 16: Complaints Resolved for April 2014 – March 2015
(BY METHOD)**

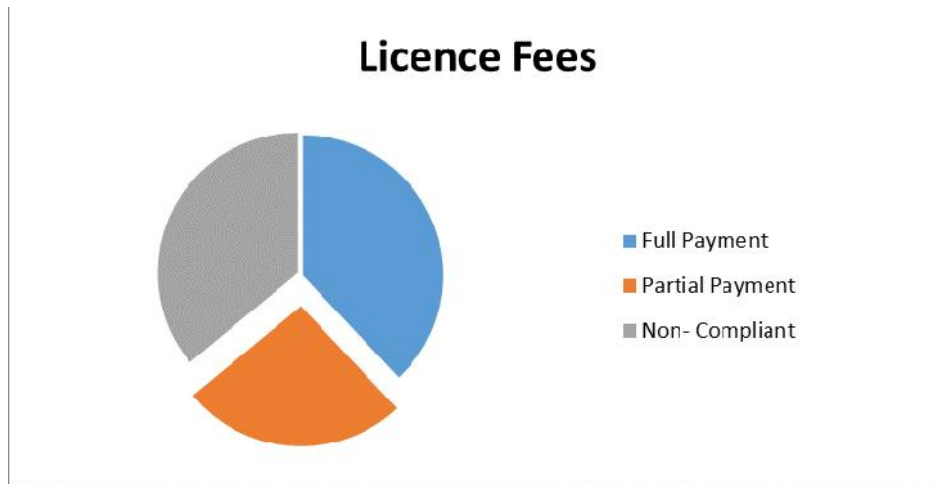
CATEGORY	Apr- Jun 2014	Jul- Sept 2014	Oct- Dec 2014	Jan- Mar 2015	TOTAL
Closed – no further remedial action					
Subscriber Television					
Broadcast Television					
Broadcast Radio					
Complied with required remedial action for breach of licence					
Subscriber Television					
Broadcast Television					
Broadcast Radio		1			1
	2		4		6
Closed – No evidence of breach of Children's Code for Programming	3	1	6		10
Subscriber Television					
Broadcast Television					
Broadcast Radio					
	1		3		4
Closed - Commission's investigation complete	3	4	2	1	10
Subscriber Television					
Broadcast Television					
Broadcast Radio					
Total	9	6	15	1	31

FINANCIAL COMPLIANCE

STV operators are required to pay an annual licence fee of five percent (5%) of their gross subscription income. Aggregate payment performance is illustrated in **Figure 9**

Figure 9

Licence Fees



Full Payment	- 38%
Partial Payment	- 26%
Non- Compliant	- 36%

TABLE 17 - STV LICENSEES FINANCIAL COMPLIANCE FOR QUARTER ENDED MARCH 31, 2015

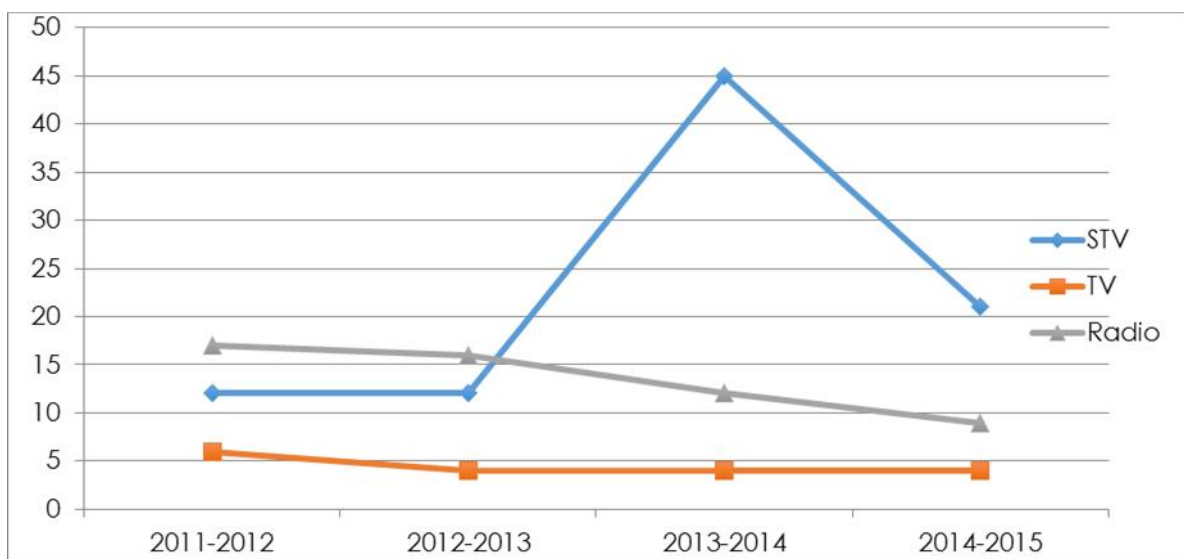
LICENSEES		SUBMISSION OF AUDITED FINANCIAL STATEMENTS FOR YEARS:					LICENCE FEES		
		2010	2011	2012	2013	2014	Paid in Full	Partial Payment	Non-Compliant
1	Astra Technology Ltd.	yes	yes	yes	yes	no	✓		
2	Cable One Jamaica Ltd. yes	yes	yes	yes	no	no			✓
3	Cabletron Network Systems Ltd.	yes	yes	yes	no	no			✓
4	Central Clarendon Cable Ltd.	n/a	n/a	n/a	n/a	n/a			✓
5	Central Communication Services Ltd.	yes	yes	yes	yes	no	✓		
6	Columbus Communications - FLOW	yes	yes	yes	yes	no	✓		
7	Combined Communications Ltd.	no	yes	yes	yes	no		✓	
8	Communicable Ltd.	no	no	no	no	no		✓	
9	Cornwall Communications Ltd.	yes	yes	yes	yes	no		✓	
10	CTL Limited	yes	yes	yes	yes	no	✓		
11	Direct Cable Systems Ltd.	no	no	no	no	no			✓
12	First Choice Cable	yes	yes	yes	no	no	✓		
13	General Satellite Network Company	yes	yes	yes	yes	no	✓		
14	Guthrie's Communications Ltd	yes	yes	yes	yes	no			✓
15	Inntech Communications Ltd.	yes	yes	yes	yes	no	✓		
16	Jamaica Cablevision Ltd.	yes	yes	yes	no	no	✓		
17	Linscom Network Limited	yes	yes	yes	yes	no		✓	
18	Logic One Limited	yes	yes	yes	yes	no	✓		
19	Marimaxx Communications Ltd.	no	no	no	no	no	✓		
20	Mars Cable Vision Ltd.	yes	yes	yes	no	no		✓	
21	McKoy Cable Television Co. Ltd.	yes	no	yes	yes	no		✓	
22	Mega International Co. Ja. Ltd.	no	no	no	no	no			✓
23	Mikes Electronics & Cable Network Ltd.	no	no	no	no	no			✓

LICENSEES		SUBMISSION OF AUDITED FINANCIAL STATEMENTS FOR YEARS:					LICENCE FEES		
		2010	2011	2012	2013	2014	Paid in Full	Partial Payment	Non- Compliant
24	Modern Re-Broadcasting Co. Ltd.	yes	yes	yes	no	no	✓		
25	Network Cable Service	n/a	n/a	n/a	n/a	no	✓		
26	Odyssey Cable Vision Limited	yes	yes	no	yes	no	✓		
27	QES 46 Limited	no	yes	yes	yes	no		✓	
28	Quality Cable Service	n/a	n/a	n/a	no	no			✓
29	Santastic Cable Systems Ltd.	yes	yes	yes	yes	no		✓	
30	Silly Video Cable Network Limited	yes	yes	yes	yes	no	✓		
31	Somane Pesole Communications Ltd.	n/a	n/a	n/a	n/a	n/a			✓
32	Starcom Cablevision Ltd.	yes	yes	yes	yes	no			✓
33	Stars Cable Company Ltd.	yes	yes	yes	yes	no			✓
34	St. Thomas Cable Network Limited	yes	yes	yes	yes	no		✓	
35	Summit Satellite Systems Limited	yes	yes	yes	yes	no			✓
36	Telstar Cable Limited	yes	yes	yes	yes	no	✓		
37	Total Cable	yes	no	yes	yes	no			✓
38	Tru Star Cable Television Network	yes	yes	yes	yes	no		✓	
39	Unique Vision Cable Co. Ltd.	no	no	no	no	no	✓		
40	Venus Cable Services	no	no	no	no	no			✓
41	Westar Communications Limited	no	no	no	no	no		✓	
42	Wilson Enterprises Limited	yes	yes	yes	yes	no			✓

NOTICES OF BREACH

During the period under review, thirty-four (34) Notices of Breach were issued to licensees. Fourteen (14) notices arose from contraventions of content standards, and Twenty (20) for failure to meet technical standards.

Figure 10
TREND IN BREACHES BY SERVICE



	11-12	12-13	13-14	14-15
STV	12	12	45	21
TV	6	4	4	4
RADIO	17	16	12	9

Table 18

BREACHES BY BROADCAST RADIO LICENSEES

FAME 95 FM

DATE OF BREACH:	April 14, 2014
COMPLAINT NUMBER:	2014012200
NATURE OF COMPLAINT:	Transmission of song with inappropriate lyrics
NATURE OF BREACH:	Breach of Regulation 11(3) of the TSBR and S2 of the Code.
COMMISSION DECISION:	Breach of Licence
REMEDIAL ACTION:	Licensee directed to transmit apology. Licensee complied.
STATUS:	Closed
DATE OF BREACH:	July 7, 2014
COMPLAINT NUMBER:	2014060200
NATURE OF COMPLAINT:	Transmission of discussion focusing on sadomasochism and violence during a morning time programme
NATURE OF BREACH:	Breach of the Scheduling requirements of the Code.
COMMISSION DECISION:	Breach of Licence
REMEDIAL ACTION:	Licensee directed to transmit apology. Licensee complied.
STATUS:	Closed
DATE OF BREACH:	July 31, 2014
COMPLAINT NUMBER:	2014070100
NATURE OF COMPLAINT:	Transmission of song with mild sexual content
NATURE OF BREACH:	Breach of the scheduling requirement of the Code.
COMMISSION DECISION:	Breach of Licence
REMEDIAL ACTION:	Licensee directed to transmit apology. Licensee complied.
STATUS:	Closed

DATE OF BREACH:	February 11, 2015
COMPLAINT NUMBER:	2015010600
NATURE OF COMPLAINT:	Transmission of content containing violent lyrics.
NATURE OF BREACH:	Breach of the TSBR & the Scheduling requirements of the Code.
COMMISSION DECISION:	Breach of Licence
REMEDIAL ACTION:	Licensee directed to transmit apology.
STATUS:	Pending.

GROVE BROADCASTING COMPANY LIMITED- (IRIE FM)

DATE OF BREACH:	October 03, 2014
COMPLAINT NUMBER:	2014082500
NATURE OF COMPLAINT:	Transmission of content containing excessive sexual lyrics.
NATURE OF BREACH:	Breach of the TSBR & the Scheduling requirements of the Code.
COMMISSION DECISION:	Breach of Licence
REMEDIAL ACTION:	Licensee directed to transmit apology. Licensee complied.
STATUS:	Closed

GROVE BROADCASTING CO.LIMITED (ZIP 103 FM)

DATE OF BREACH:	February 11, 2015
COMPLAINT NUMBER:	2014111900
NATURE OF COMPLAINT:	Transmission of content containing violent lyrics.
NATURE OF BREACH:	Breach of the TSBR & the Code.
COMMISSION DECISION:	Licensee in breach
REMEDIAL ACTION:	Licensee directed to transmit apology. Licensee complied
STATUS:	Closed

MOTHER IN CRISIS (SUNCITY RADIO)

DATE OF BREACH:	October 21, 2014
COMPLAINT NUMBER:	2014091001
NATURE OF COMPLAINT:	Transmission of song with excessively violent & profane lyrics.
NATURE OF BREACH:	Breach of the TSBR & the Code

COMMISSION DECISION:	Breach of Licence
REMEDIAL ACTION:	Licensee directed to transmit apology. Licensee complied.
STATUS:	Closed

UNIVERSAL MEDIA COMPANY (Newstalk 93 FM)

DATE OF BREACH:	July 31, 2014
COMPLAINT NUMBER:	2014062600
NATURE OF COMPLAINT:	Transmission of song with an expletive
NATURE OF BREACH:	Breach of Regulation 30(d) of the TSBR and L3 of the Code.
COMMISSION DECISION:	Breach of Licence
REMEDIAL ACTION:	Licensee directed to transmit apology. Licensee complied.
STATUS:	Closed

DATE OF BREACH:	October 03, 2014
COMPLAINT NUMBER:	2014082501
NATURE OF COMPLAINT:	Transmission of song with profane, sexually explicit lyrics'
NATURE OF BREACH:	Breach of the TSBR and of the Code.
COMMISSION DECISION:	Breach of Licence
REMEDIAL ACTION:	Licensee directed to transmit apology. Licensee complied.
STATUS:	Closed

BREACH BY BROADCAST TELEVISION LICENSEES

CVM TELEVISION LIMITED

DATE OF BREACH:	July 31, 2014
COMPLAINT NUMBER:	2014070101
NATURE OF COMPLAINT:	Transmission of content containing graphic sexual content and medium violence.
NATURE OF BREACH:	Breach of the scheduling requirements of the code.
COMMISSION DECISION:	Licensee in breach
REMEDIAL ACTION:	Licensee directed to transmit apology.
	Licensee complied
STATUS:	Closed

DATE OF BREACH:	October 3, 2014
COMPLAINT NUMBER:	2014091100
NATURE OF COMPLAINT:	Transmission of content containing excessive language.
NATURE OF BREACH:	Breach of the TSBR & the Code.
COMMISSION DECISION:	Licensee in breach
REMEDIAL ACTION:	Licensee directed to transmit apology.
	Licensee complied
STATUS:	Closed

TELEVISION JAMAICA LIMITED

DATE OF BREACH:	April 2, 2014
COMPLAINT NUMBER:	2014021000
NATURE OF COMPLAINT:	Transmission of expletive during newscast
NATURE OF BREACH:	Breach of Regulation 30 (d) of the TSBR and L3 of the Code
COMMISSION DECISION:	Licensee in breach
REMEDIAL ACTION:	Licensee directed to transmit apology;
	Licensee complied.
STATUS:	Closed
DATE OF BREACH:	June 2, 2014
COMPLAINT NUMBER:	2014050600

NATURE OF COMPLAINT:	Transmission of images of male and female revelers gyrating against each other in a sexually suggestive manner.
NATURE OF BREACH:	Breach of scheduling requirements of the Code
COMMISSION DECISION:	Licensee in breach
REMEDIAL ACTION:	Licensee directed to air apology. Licensee complied.
STATUS:	Closed

TECHNICAL BREACHES BY SUBSCRIBER TELEVISION LICENSEES

UNIQUE VISION

DATE OF BREACH:	April 1, 2014
NATURE OF BREACH:	Failure to maintain technical standards
COMMISSION DECISION:	Licence in breach
REMEDIAL ACTION:	Licensee given deadline to address breaches
STATUS:	Open

FIRST CHOICE CABLE SERVICES LIMITED

DATE OF BREACH:	May 7, 2014
NATURE OF BREACH:	Failure to maintain technical standards
COMMISSION DECISION:	Licence in breach
REMEDIAL ACTION:	Licensee given deadline to address breaches
STATUS:	Open

SILLY VIDEO CABLE NETWORK LIMITED

DATE OF BREACH:	May 7, 2014
NATURE OF BREACH:	Failure to maintain technical standards
COMMISSION DECISION:	Licence in breach
REMEDIAL ACTION:	Licensee given deadline to address breaches
STATUS:	Open

McKOY'S CABLE TELEVISION COMPANY LIMITED

DATE OF BREACH: June 18, 2014,
NATURE OF BREACH: Failure to maintain technical standards
COMMISSION DECISION: Licence in breach
REMEDIAL ACTION: Licensee given deadline to address
breaches
STATUS: Open

STARCOM CABLEVISION LIMITED

DATE OF BREACH: June 18, 2014
NATURE OF BREACH: Failure to maintain technical standards
COMMISSION DECISION: Licensee in breach
REMEDIAL ACTION: Licensee given deadline to address
breaches
STATUS: Open

WILSON ENTERPRISES LTD.

DATE OF BREACH: July 30, 2014
NATURE OF BREACH: Failure to maintain technical standards
COMMISSION DECISION: Licence in breach
REMEDIAL ACTION: Licensee given deadline to address
breaches
STATUS: Open

SUMMIT SATELLITE SYSTEMS LIMITED

DATE OF BREACH: July 3, 2014
NATURE OF BREACH: Failure to maintain technical standards
COMMISSION DECISION: Licence in breach
REMEDIAL ACTION: Licensee given deadline to address
breaches
STATUS: Open

TRU-STAR CABLE TELEVISION

DATE OF BREACH: July 30, 2014
NATURE OF BREACH: Failure to maintain technical standards
COMMISSION DECISION: Licence in breach
REMEDIAL ACTION: Licensee given deadline to address
breaches
STATUS: Open

DIRECT CABLE SYSTEMS LIMITED

DATE OF BREACH:	September 24, 2014
NATURE OF BREACH:	Failure to maintain technical standards
COMMISSION DECISION:	Licence in breach
REMEDIAL ACTION:	Licensee given deadline to address breaches
STATUS:	Open

VENUS CABLE SERVICES LIMITED

DATE OF BREACH:	September 24, 2014
NATURE OF BREACH:	Failure to maintain technical standards
COMMISSION DECISION:	Licence in breach
REMEDIAL ACTION:	Licensee given deadline to address breaches
STATUS:	Open

CABLETRON NETWORK LIMITED

DATE OF BREACH:	October 22, 2014
NATURE OF BREACH:	Failure to maintain technical standards
COMMISSION DECISION:	Licence in breach
REMEDIAL ACTION:	Licensee given deadline to address breaches
STATUS:	Open

MARIMAXX COMMUNICATIONS LIMITED

DATE OF BREACH:	November 28, 2014
NATURE OF BREACH:	Failure to maintain technical standards
COMMISSION DECISION:	Licence in breach
REMEDIAL ACTION:	Licensee given deadline to address breaches
STATUS:	Open

QUALITY CABLE SERVICES LIMITED

DATE OF BREACH:	November 28, 2014
NATURE OF BREACH:	Failure to maintain technical standards
COMMISSION DECISION:	Licence in breach
REMEDIAL ACTION:	Licensee given deadline to address breaches
STATUS:	Open

MARS CABLE VISION LIMITED

DATE OF BREACH: December 04 2014
NATURE OF BREACH: Failure to maintain technical standards
COMMISSION DECISION: Licence in breach
REMEDIAL ACTION: Licensee given deadline to address breaches
STATUS: Open

JAMAICA CABLEVISION LIMITED

DATE OF BREACH: January 21, 2015
NATURE OF BREACH: Failure to maintain technical standards
COMMISSION DECISION: Licence in breach
REMEDIAL ACTION: Licensee given deadline to address breaches
STATUS: Open

TOTAL CABLE LIMITED

DATE OF BREACH: January 21, 2015
NATURE OF BREACH: Failure to maintain technical standards
COMMISSION DECISION: Licence in breach
REMEDIAL ACTION: Licensee given deadline to address breaches
STATUS: Open

ST. THOMAS CABLE NETWORK LIMITED

DATE OF BREACH: January 21, 2015
NATURE OF BREACH: Failure to maintain technical standards
COMMISSION DECISION: Licence in breach
REMEDIAL ACTION: Licensee given deadline to address breaches
STATUS: Open

CENTRAL COMMUNICATIONS LIMITED

DATE OF BREACH: March 2, 2015
NATURE OF BREACH: Failure to maintain technical standards
COMMISSION DECISION: Licence in breach
REMEDIAL ACTION: Licensee given deadline to address breaches
STATUS: Open

ASTRA TECHNOLOGY LIMITED

DATE OF BREACH:	March 30, 2015
NATURE OF BREACH:	Failure to maintain technical standards
COMMISSION DECISION:	Licence in breach
REMEDIAL ACTION:	Licensee given deadline to address breaches
STATUS:	Open

STARS CABLE COMPANY LIMITED


DATE OF BREACH:	March 30, 2015
NATURE OF BREACH:	Failure to maintain technical standards
COMMISSION DECISION:	Licence in breach
REMEDIAL ACTION:	Licensee given deadline to address breaches
STATUS:	Open

WESTAR COMMUNICATIONS LIMITED

DATE OF BREACH:	March 30, 2015
NATURE OF BREACH:	Failure to maintain technical standards
COMMISSION DECISION:	Licence in breach
REMEDIAL ACTION:	Licensee given deadline to address breaches
STATUS:	Open

**** ‘Date of Breach’ is meant to indicate the date on which the Commission made a determination that there was a contravention by the licensee, pursuant to Section 20 of the Broadcasting and Radio Re-diffusion Act.**

APPENDICES



APPENDIX A – COMMITTEES

Legislative and Policy

Dr. Elaine Wallace - Chairman

Mrs. Hyacinth Lindsay

Mr. Neville James

Professor Anthony Clayton

Staff: Mrs. Karlene Johnson, Mr. Donovan Campbell, Ms. Teisha Mattison, Mrs. Nicole Walford, Mrs. Jodi-Ann Jackson

Monitoring, Complaints and Compliance

Mrs. Sheena Johnson-Brown - Chairman

Canon Peter Mullings

Mr. Neville James

Mrs. Rosemarie Vernon

Co-opted members: Dr. Sonjah Niaah, Snr. Lecturer, Cultural Studies, U.W.I.; Ms. Cherena Forbes, Clinical Psychologist, Child Development Agency and Ms. Ruth Lawrence, National Centre for Youth Development

Staff: Ms. Michelle Francis, Ms. Teisha Mattison, Mr. Donovan Campbell

Finance and Administrative

Mr. Maxim Rochester - Chairman

Prof. Hopeton Dunn

Mr. Neville James

Staff: Mr. Cordel Green; Ms. Juliet Anderson; Ms. Stacy-Ann Nelson

NB: The Chairman and Executive Director are ex-officio committee members.

Audit

Canon Peter Mullings - Chairman

Mrs. Sheena Johnson-Brown

Mr. Allan Campbell (External Member)

NB: External Auditors, Crichton Mullings and Associates and Internal Auditors, The Practice.

APPENDIX B - ADVISORY GROUPS

During the reporting period, the Commission was assisted in its work by two teams of specialists in the technical and financial fields.

Technical

The Technical Advisory Group advised the Commission on the following:

-) The level of applicants' compliance with technical Regulations and Guidelines set by the Broadcasting Commission.
-) The results of comparative review of submissions based on all the factors required for the delivery of high quality transmission.
-) All issues of a technical nature related to STV and broadcast services.

The Technical Advisory Group members for the period were:

Chairman

Mr. Wainsworth Anderson, M.Sc. (Telecommunications); BSc. (Hons.); Dip. Mgt. Studies.

Director of Electrical & Mechanical Engineering, National Works Agency

Members

Mr. Leslie Facey, BSc. (Hons.), Dip. Electronics Engineering Technology; Dip. Technical Education, Lecturer in Engineering, University of Technology

Henry Batson, M.Sc. (Management Information System); B.Sc. (Hons.) - (Electronics and Telecommunications), Director of Spectrum Engineering Division, Spectrum Management Authority

Mr. Roy Humes - Telecommunications consultant, former Director of Spectrum Engineering Division, Spectrum Management Authority

Mr. Daniel Tulloch-Reid - Chairman, Technical Committee-

Digital Television National Steering Committee and regional Chairman, IEEE

Financial

The services of the firm of management and financial consultants, BDO Ltd. were retained to assist and advise the Commission in the areas of:

- evaluation of business plans from applicants for licences for both subscriber television and broadcast services
- and to supply expertise in finance management that may be required periodically

APPENDIX C - SALARIES AND EMOLUMENTS

DIRECTORS COMPENSATION 2014/2015

Position of Director	Fees (\$)	Motor Vehicle Upkeep/Travelling or Value of Assigned Motor Vehicle (\$)	Honoraria (\$)	All Other Compensation including Non-Cash Benefits as applicable (\$)	Total (\$)
Chairman	180,000.00	0	0	0	180,000.00
Commissioner 1	120,000.00	0	0	0	120,000.00
Commissioner 2	120,000.00	0	0	0	120,000.00
Commissioner 3	120,000.00	0	0	0	120,000.00
Commissioner 4	120,000.00	0	0	0	120,000.00
Commissioner 5	22,500.00	0	0	0	22,500.00
Commissioner 6	120,000.00	0	0	0	120,000.00
Commissioner 7	120,000.00	0	0	0	120,000.00
Commissioner 8	120,000.00	0	0	0	120,000.00
Commissioner 9	10,000.00	0	0	0	10,000.00

Notes Commissioner 5 resigned with effect from June 2014
Commissioner 9 officially joined March 2015

**SENIOR EXECUTIVE COMPENSATION
2014/2015**

Position of Senior Executive	Year	Salary (\$)	Gratuity or Performance Incentive (\$)	Travelling Allowance or Value of Assigned Motor Vehicle (\$)	Pension or Other Retirement Benefits (\$)	Other Allowances (\$)	Non-Cash Benefits (\$)	Total (\$)
Executive Director	2014/2015	6,749,531.57	438,095.76	975,720.00				8,163,347.33
Asst. Executive Director	2014/2015	5,172,070.90	438,343.70	959,720.29				6,570,134.89

APPENDIX D – PORTFOLIO RESPONSIBILITY

During the period under review, the Information portfolio was held by Prime Minister, the Most Hon. Portia Simpson-Miller and Minister without Portfolio with responsibility for Information, Senator the Hon. Sandra Falconer.

The Most Hon. Portia Simpson-Miller, M.P.



Senator the Hon. Sandra Falconer



APPENDIX E – BROADCAST & STV LICENSEES

TABLE 1 List of Broadcast Radio Licensees

RADIO BROADCAST LICENSEES				
LICENSEES		Call Signs	Island wide Broadcasters	Limited Area Broadcasters
1.	Aeronautical Telecommunications Limited	KOOL 97-FM	<input checked="" type="checkbox"/>	
2.	Alliance Francaise De La Jamaïque	RFI		<input checked="" type="checkbox"/>
3.	British Broadcasting Corporation	BBC	<input checked="" type="checkbox"/>	
4.	Cornwall Broadcasting Company Limited	Mello FM		<input checked="" type="checkbox"/>
5.	Grove Broadcasting Company Limited	IRIE-FM	<input checked="" type="checkbox"/>	
6.		ZIP 103 FM	<input checked="" type="checkbox"/>	
7.	Independent Radio Company Limited	POWER 106 FM	<input checked="" type="checkbox"/>	
8.		MUSIC 99 FM	<input checked="" type="checkbox"/>	
9.	Island Broadcasting Company Limited	KLAS Sports Radio	<input checked="" type="checkbox"/>	
10.	KC Gospel Broadcasting	Gospel JA		<input checked="" type="checkbox"/>
11.	Kommerical Suites Limited	MEGA JAMZ-98 FM	<input checked="" type="checkbox"/>	
12.	Mothers in Crisis	Sun City Radio		<input checked="" type="checkbox"/>
13.	Mustard Seed Communities	ROOTS FM		<input checked="" type="checkbox"/>
14.	National Religious Media Company Limited	LOVE-FM	<input checked="" type="checkbox"/>	
15.	Native Broadcasting Network Limited	Stylz FM		<input checked="" type="checkbox"/>
16.	RJR Communications Group	FAME FM	<input checked="" type="checkbox"/>	
17.		HITZ 92	<input checked="" type="checkbox"/>	
18.		RJR 94 FM	<input checked="" type="checkbox"/>	
19.	Nationwide News Network (*)	NNN	<input checked="" type="checkbox"/>	
20.	Northern Caribbean University	NCU FM	<input checked="" type="checkbox"/>	
21.	S & B Communications	Fyah 105	<input checked="" type="checkbox"/>	
22.	St. Bess Radio FM Company Ltd.	BESS FM		<input checked="" type="checkbox"/>
23.	Tarrant Baptist Church	TBC		<input checked="" type="checkbox"/>

RADIO BROADCAST LICENSEES

LICENSEES		Call Signs	Island wide Broadcasters	Limited Area Broadcasters
24.	Western Broadcasting Ltd	HOT 102 FM	<input checked="" type="checkbox"/>	
25.	Westmoreland Broadcasting Service Limited	VYBZ FM		<input checked="" type="checkbox"/>
26.	Universal Media Company	NEWS TALK 93 FM	<input checked="" type="checkbox"/>	
27.	Yard Broadcasting Limited	LYNX FM		<input checked="" type="checkbox"/>

(*) denotes licensee utilizing the FM frequencies which were reserved for PBCJ under a lease agreement.

TABLE 2 List of Broadcast Television Licensees

TELEVISION BROADCAST LICENSEES				
LICENSEES		Call Signs	Island wide Broadcasters	Limited Area Broadcasters
1.	CVM Television Limited	CVM	<input checked="" type="checkbox"/>	
2.	Television Jamaica Limited	TVJ	<input checked="" type="checkbox"/>	
3.	LOVE Television	LOVE TV	<input checked="" type="checkbox"/>	

CABLE SERVICES

TABLE 3 List of STV Licensees and Zones Served

Zone	Licensee
<i>Kingston & St. Andrew</i>	
Harbour View	Flow; CTL LTD.
Central Down Town	Flow
Fletcher's Land	Flow
Allman Town	Flow
Campbell Town	Flow
East Down Town	Flow
Passmore Town	Flow
Franklin Town	Flow
Rollington Town	Flow
Bournemouth Gardens	Flow
Norman Gardens	Flow
D'Aguilar Town	Flow
August Town	Flow
Mona	Flow; Logic One Limited
Hope Tavern	Flow
Hope Pastures	Flow; Logic One Limited
Beverly Hills	Flow; Logic One Limited
Barbican	Flow, Telstar Cable Ltd.; Logic One Limited.
Cherry Gardens	Flow; Telstar Cable Ltd.
Grants Pen	Logic One Ltd.; Telstar Cable Ltd.
Half-Way-Tree	Flow; Telstar Cable Ltd. ; Logic One Limited
Trafalgar Park	Flow; Telstar Cable Ltd.
New Kingston	Flow; Telstar Cable Ltd.
Swallowfield	Flow
Vineyard Town	Flow
Cross Roads	Flow
Jones Town	Flow
Trench Town	Flow
Kencot	Flow
Whitfield Town	Flow
Greenwich Town	Flow

TABLE 3 List of STV Licensees and Zones Served *cont'd*

Zone	Licensee
Delacree Pen	Flow
Boucher Park	Flow
Richmond Park	Flow
Eastwood Park Gardens	Flow; Logic One Ltd.
Constant Spring Gardens	Logic One Ltd.; Telstar Cable Ltd.
White Hall	Logic One Ltd.; Telstar Cable Ltd.
Red Hills Gardens	Flow; Logic One Ltd.
Arlene Gardens	Flow; Logic One Ltd.
Meadowbrook	Logic One Ltd.; Telstar Cable Ltd.
Meadowbrook Estates	Flow; Logic One Ltd.
Marverly	Flow; Logic One Ltd.
Balmagie	Flow
Molynes Gardens	Logic One Ltd.; Flow
Waltham Gardens	Logic One Ltd.; Flow
Cockburn Gardens	Flow
Tower Hill	Flow
Penwood	Flow
Riverton City	Flow
Washington Gardens	Flow; Logic One Ltd.
Patrick City	Flow; Logic One Ltd.
Duhaney Park	Flow; Logic One Ltd.
New Haven	Flow; Logic One Ltd.
Red Hills	Flow; Logic One Ltd.
Rock Hall	Flow; Logic One Ltd.
Essex Hall	Logic One Ltd.; ProCables Network Limited; Rural Cable Company Limited
Lawrence Tavern	Logic One Ltd.; ProCables Network Limited; Rural Cable Company Limited
Golden Spring	Logic One Ltd.
Stony Hill	Flow; Logic One Ltd.
Constant Spring	Flow; Telstar Cable Ltd.; Logic One Ltd.
Seven Miles	CTL Ltd.
Bull Bay	CTL Ltd.
Dallas	Quality Cable
St. Thomas	
Bath	St. Thomas Cable Network
Seaforth	St. Thomas Cable Network; Summit Satellite
White Horses	Summit Satellite; St. Thomas Cable Network

TABLE 3 List of STV Licensees and Zones Served *cont'd*

Zone	Licensee
Morant Bay	Summit Satellite; St. Thomas Cable Network
Trinityville	First Choice; St. Thomas Cable Network
Airy Castle	Summit Satellite; St. Thomas Cable Network
Cedar Valley	St. Thomas Cable Network; Summit Satellite
Port Morant	St. Thomas Cable Network
Yallahs	St. Thomas Cable Network; Summit Satellite
Duckenfield	St. Thomas Cable Network
Portland	
Manchioneal	St. Thomas Cable Network; Astra Technology Ltd.
Priestman's River	Wilson's Enterprises Ltd.; Astra Technology Ltd.
Fellowship	Wilson's Enterprises Ltd.; Astra Technology Ltd.
Port Antonio East	Wilson's Enterprises Ltd.
Port Antonio West	Wilson's Enterprises Ltd.
Hope Bay	Wilson's Enterprises Ltd.
Buff Bay	Inntech Communication Ltd.
St. Mary	
Highgate East	Flow; Cable One Jamaica Ltd.
Highgate West	Flow; Cable One Jamaica Ltd.
Richmond	Flow
Annotto Bay	Silly Video Cable Network Ltd.
Port Maria	Flow
Mason Hall	Flow;
	Horizon Entertainment & Communication Company Ltd.
Oracabessa	Flow;
	Horizon Entertainment & Communication Company Ltd.
Retreat	Flow;
	Horizon Entertainment & Communication Company Ltd.
Guys Hill	Stars Cable Company Limited
St. Ann	
Brown's Town	Santastic Cable Systems
Breadnut Hill	Flow; Stars Cable Company
Ocho Rios	Flow; Stars Cable Company
Bamboo	Flow; Stars Cable Company
St. Ann's Bay	Flow
Sturge Town	Flow
Discovery Bay	Central Communication Services Limited
Moneague	Stars Cable Company Limited

TABLE 3 List of STV Licensees and Zones Served *cont'd*

Zone	Licensee
Claremont	Stars Cable Company Limited
Alexandria	Odyssey Cable Vision Limited
Trelawny	
Falmouth	Cornwall Communications Ltd.; Westar Communication Limited
Duncans	Westar Communication Limited
Wakefield	Modern Rebroadcasting Company Limited
St. James	
Mango Walk	Cornwall Communications Ltd.; Flow
Rosemount	Cornwall Communications Ltd.; Flow
Mount Salem	Cornwall Communications Ltd.; Flow
Catherine Mount	Cornwall Communications Ltd.; Flow
Barrett Town	Unique Vision Cable Network Ltd; Modern Rebroadcasting Co. Ltd.; Flow
Somerton	Unique Vision Cable Network Ltd; Modern Rebroadcasting Co. Ltd.
Johns Hall	Cornwall Communications Limited
Ironshore	Cornwall Communications Limited; Flow
Flankers	Cornwall Communications Limited; Flow
Porto Bello	Cornwall Communications Limited; Flow
Pitfour Pen	Cornwall Communications Limited; Flow
Reading	Flow
Anchovy	Guthrie's Communications Limited
Cambridge	Guthrie's Communications Limited
Hanover	
Sandy Bay	Flow; Qes 46 Ltd.
Lucea	Flow
Green Island	Flow
Hopewell	Flow; Qes 46 Ltd.
Ramble	Guthrie's Communications Limited
Davis Cove	Qes 46 Ltd.
Dias	Qes 46 Ltd.
Westmoreland	
Negril	Flow; Qes 46 Ltd.
Little London	Cabletron Network Systems Ltd.; Qes 46 Ltd.
Locust Tree	Communicable Limited

TABLE 3 List of STV Licensees and Zones Served *cont'd*

Zone	Licensee
Grange Hill	Cabletron Network Systems Ltd.; Communicable Ltd.
Frome	Cabletron Network Systems Ltd.; Communicable Ltd.
Dunbar Corner	Cabletron Network Systems Ltd.; Cornwall Communications Ltd.
Petersfield	Cabletron Network Systems Ltd.
Savanna-La-Mar	Cabletron Network Systems Ltd.; Cornwall Communications Ltd.
Ferris	Guthrie's Communications Limited
Darliston	Guthrie's Communications Limited
Lambs River	Guthrie's Communications Limited
Lenox Bigwoods	Guthrie's Communications Limited
Whitehouse	Guthrie's Communications Limited
Sheffield	Qes 46 Ltd.
St. Elizabeth	
Black River	Marimaxx Communications Ltd.
Southfield	McKoy Cable Television Company Ltd.
Junction	McKoy Cable Television Company Ltd.
Santa Cruz	Total Cable Ltd.
Balaclava	Tru Star Cable Ltd.
Manchester	
Christiana	Mega International Co. Jamaica Ltd.; Mars Cable Vision Ltd.
Mandeville East	Mega International Co. Jamaica Ltd.; Flow
Mandeville South	Mega International Co. Jamaica Ltd.; Flow
Mandeville North	Mega International Co. Jamaica Ltd.; Flow
Mandeville West	Mega International Co. Jamaica Ltd.; Flow
Porous	Mars Cable Vision Ltd.
Coleyville	Mars Cable Vision Ltd.
Spur Tree	Flow
New Port	Somane Pesole Communications Ltd.
Williamsfield	Mars Cable Vision Ltd.; Flow
Old England	Flow
Clarendon	
Hayes Cornpiece	Flow; General Satellite Network; Vere Cable Company Ltd.
Race Course	Vere Cable Company Ltd.

TABLE 3 List of STV Licensees and Zones Served *cont'd*

Zone	Licensee
Lionel Town	Vere Cable Company Ltd.
Rocky Point	Vere Cable Company Ltd.
Raymonds	Flow; Vere Cable Company Ltd.
Sandy Bay	Flow; Combined Communications; Advance Cable System Co. Ltd.
Lionel Town	Cable One Jamaica Ltd.
Rocky Point	Cable One Jamaica Ltd.
Palmer's Cross	General Satellite Network Ltd.
May Pen East	General Satellite Network Ltd. ; Flow
May Pen North	General Satellite Network Ltd.; Flow
May Pen South	General Satellite Network Ltd.; Flow
May Pen West	General Satellite Network Ltd.; Flow
Mocho	Central Clarendon Cable Ltd.; Nems Electric and Satellite Ltd.
Nine Turn	Nems Electric and Satellite Limited
Frankfield	Nems Electric and Satellite Ltd.
Mason River	Venus Cable Service Ltd.
Kellits	Venus Cable Service Ltd.
Lluidas Vale	Venus Cable Service Ltd.
Sandy Bay	Combined Communications limited; Cable One Jamaica Limited; Flow
Toll Gate	Mike's Electronics & Cable Network Ltd; Flow
St. Catherine	
Riversdale North	Advance Cable System Co. Ltd.
Riversdale South	Advance Cable System Co. Ltd.
Harkers Hall	Rural Cable Company Ltd.
Bogwalk	Linscom Network Ltd; Advance Cable System Co. Ltd.
Linstead	Linscom Network Ltd.; Advance Cable System Co. Ltd.
Ewarton	Linscom Network Ltd.; Advance Cable System Co. Ltd.
Spring Vale	Advance Cable System Co. Ltd.
Gutters	Flow, Combined Communications, Advance Cable System Co. Ltd.
Browns Hall	Direct Cable Ltd.; Advance Cable System Co. Ltd.
Red Ground	Direct Cable Ltd. Advance Cable System Co. Ltd.
Kitson Town	Flow, Advance Cable System Co. Ltd.
Old Harbour	Flow, Combined Communications, Advance Cable System Co. Ltd.

TABLE 3 List of STV Licensees and Zones Served *cont'd*

Zone	Licensee
Old Harbour Bay	Flow, Combined Communications; Advance Cable System Co. Ltd.
Hellshire	Flow; Starcom Cablevision Ltd.
Bernard Lodge	Flow; Jamaica Cablevision
Horizon Park	Flow; Jamaica Cablevision
Willowdene	Flow; Jamaica Cablevision
Green Acres	Flow; Jamaica Cablevision
Winters Pen	Flow; Jamaica Cablevision
Eltham	Flow; Jamaica Cablevision
Ensom City	Flow; Jamaica Cablevision
Spanish Town Central	Flow; Jamaica Cablevision
Greendale	Flow; Jamaica Cablevision
Central Village	Flow; Jamaica Cablevision
Caymanas Park	Flow; Network Cable Services Ltd.
Independence City	Flow; Network Cable Services Ltd.
Passage Fort	Flow; Network Cable Services Ltd.
Edgewater	Flow; Network Cable Services Ltd.
Naggo Head	Flow; Network Cable Services Ltd.
Braeton	Flow; Starcom Cable Vision Ltd.
Greater Portmore 1	Flow; Starcom Cable Vision Ltd.
Greater Portmore 2	Flow; Starcom Cable Vision Ltd.
Greater Portmore 3	Flow; Starcom Cable Vision Ltd.
Greater Portmore 4	Flow; Starcom Cable Vision Ltd.
Greater Portmore 5	Flow; Starcom Cable Vision Ltd.
Greater Portmore 6	Flow; Starcom Cable Vision Ltd.
Island wide	Flow
Island wide	DMEL

NB

Flow and DMEL both have island wide licences but are not yet serving the entire island.

Licensees highlighted in red received licences or had licences varied to add zone(s) during the reporting period. The zones for which the licences were granted or varied can be seen in the same rows in which the licensees are highlighted in red

TABLE 4: STV OPERATORS & TYPES OF SYSTEMS CURRENTLY DEPLOYED

DIGITAL ONLY	A MIX OF ANALOGUE / DIGITAL	ANALOGUE ONLY
FLOW	Combined Communications Limited	Network Cable Services Limited
Logic One Limited	Central Communication Services Limited	Silly Video Cable Network Limited
DMEL	Cornwall Communications Limited	Total Cable Limited
CTL Limited	Direct Cable Systems Limited	Cable One Jamaica Limited
St. Thomas Cable Network Limited	Guthrie's Communications Limited	First Choice Cable Services Limited
Summit Satellite Systems Limited	Marimaxx Communications Limited	QES 46 Limited
Inntech Communications Limited	Mars Cable Vision Limited	Starcom Cablevision Limited
General Satellite Systems Limited	Stars Cable Company Limited	Venus Cable Services Limited
Cabletron Network Systems Limited	Telstar Cable Limited	Astra Technology Limited
JCV	Wilson Enterprises Limited / Satcum Cable TV Network	Mega International Company Jamaica Limited
Westar Communications Limited	McKoy's Cable Television Company Limited	Mike's Electronics & Cable Network Limited
Communicable Limited		Tru-Star Cable Television Network Limited
Linscom Network Limited		Unique Vision Cable Company Limited
Odyssey Cable Vision Limited		Quality Cable Services Limited
Santastic Cable Systems Limited		Vere Cable Network Company Limited
Modern Rebroadcasting Company Limited		
TOTAL = 16	TOTAL = 11	TOTAL = 15


Notes:

Licensee highlighted is not currently in operation.

The STV licensees below were recently granted licences but are yet to be inspected to verify the type of network systems deployed.

ProCables Network Limited
Rural Cable Company Limited
Central Clarendon Cable Limited
Nems Electric & Satellite Limited
Advance Cable System Company Limited
Somaine Pesole Communications Company Limited
Horizon Entertainment & Company Limited

AUDITED FINANCIAL STATEMENTS (ATTACHMENT)




**BROADCASTING COMMISSION
FINANCIAL STATEMENTS
YEAR ENDED MARCH 31, 2015**

**BROADCASTING COMMISSION
FINANCIAL STATEMENTS
YEAR ENDED MARCH 31, 2015**

CONTENTS

	Page (s)
Independent Auditor's Report	1 - 2
Statement of Financial Position	3
Statement of Comprehensive Income	4
Statement of Changes in Reserves	5
Statement of Cash Flows	6
Notes to the Financial Statements	7-21



INDEPENDENT AUDITOR'S REPORT

Report on the Financial Statements

We have audited the accompanying financial statements of the Broadcasting Commission (the "Commission"), which comprise the statement of financial position as at March 31, 2015, the statement of comprehensive income, the statement of changes in reserves, and the statement of cash flows for the year then ended and a summary of significant accounting policies and other explanatory notes.

Management's Responsibility for the Financial Statements

Management is responsible for the maintenance of proper accounts of the Commission's transactions and the preparation and fair presentation of these financial statements in accordance with International Financial Reporting Standards, the Broadcasting and Radio Re-Diffusion (Amendment) Act 1986, the Public Bodies Management and Accountability Act, and the Financial Administration and Audit Act (the "Acts"). This responsibility includes: designing, implementing and maintaining internal controls relevant to the preparation and fair presentation of financial statements that are free from material misstatement, whether due to fraud or error; selecting and applying appropriate accounting policies; and making accounting estimates that are reasonable in the circumstances.

Auditor's Responsibility

Our responsibility is to express an opinion on these financial statements based on our audit. We conducted our audit in accordance with International Standards on Auditing. Those standards require that we comply with ethical requirements and plan, and perform the audit to obtain reasonable assurance as to whether or not the financial statements are free from material misstatement.

An audit involves performing procedures to obtain audit evidence about the amounts and disclosures in the financial statements. The procedures selected depend on the auditor's judgment, including the assessment of the risk of material misstatement of the financial statements, whether due to fraud or error. In making those risk assessments, the auditor considers internal control relevant to the entity's preparation and fair presentation of the financial statements in order to design audit procedures that are appropriate in the circumstances, but not for the purpose of expressing an opinion on the effectiveness of the entity's internal control. An audit also includes evaluating the appropriateness of accounting policies used and the reasonableness of accounting estimates made by management, as well as evaluating the overall presentation of the financial statements.

We believe that the audit evidence we obtained is sufficient and is appropriate to provide a basis for our audit opinion.

Cont. /2

Independent Auditor's Report

Opinion

In our opinion, the accompanying financial statements give a true and fair view of the financial position of the Commission as at March 31, 2015, and of its financial performance, changes in reserves and its cash flows for the year then ended in accordance with International Financial Reporting Standards and the requirements of the Acts.

Report on other Legal and Regulatory Requirements

As required by the Government of Jamaica Public Sector Procurement Procedures, we have examined and tested the procurement policies and procedures of the Commission. Also as required by the Acts, we have obtained all the other explanations which, to the best of our knowledge and belief, were necessary for the purposes of our audit.

In our opinion, proper accounting records have been kept, so far as appears from our examination of those records, and the accompanying financial statements are in agreement therewith and give the information required by the Acts, in the manner so required.

The Commission, except for one member of the procurement committee not receiving training in GOJ procurement procedures and there not being a procurement plan for the financial year, has complied with requirements of the Government of Jamaica Public Sector Procurement Procedures.


Crichton Mullings & Assoc
CrichtonMullings & Associates
Chartered Accountants

Kingston Jamaica
July 27, 2015


BROADCASTING COMMISSION
STATEMENT OF FINANCIAL POSITION
AS AT MARCH 31, 2015

	Note	2015 \$	2014 \$
ASSETS			
Non-current Assets			
Property and equipment	5	<u>8,143,618</u>	<u>4,401,509</u>
Current Assets			
Licence fees and other receivables	6	<u>79,929,387</u>	<u>73,130,862</u>
Cash and cash equivalents	7	<u>528,601,957</u>	<u>459,076,036</u>
		<u>608,531,344</u>	<u>532,206,898</u>
TOTAL ASSETS		<u><u>616,674,962</u></u>	<u><u>536,608,407</u></u>
RESERVE AND LIABILITIES			
Accumulated surplus		<u>593,425,850</u>	<u>523,264,096</u>
Current Liabilities			
Accounts and other payables	8	<u>19,556,388</u>	<u>9,955,622</u>
Contribution payable to the consolidated fund	9	<u>3,692,724</u>	<u>3,388,689</u>
		<u>23,249,112</u>	<u>13,344,311</u>
TOTAL RESERVE AND LIABILITIES		<u><u>616,674,962</u></u>	<u><u>536,608,407</u></u>

APPROVED, on behalf of the Board on



Chairman



Executive Director

The accompanying notes form an integral part of the financial statements

BROADCASTING COMMISSION
STATEMENT OF COMPREHENSIVE INCOME
YEAR ENDED MARCH 31, 2015

	Note	2015 \$	2014 \$
Revenues	4	255,533,589	238,629,740
Administrative and general expenses	10	<u>226,240,354</u>	<u>191,255,275</u>
Operating surplus		29,293,235	47,374,466
Other operating income	11	<u>48,535,494</u>	<u>30,727,462</u>
		77,828,729	78,101,928
Finance and policy costs	12	<u>3,974,251</u>	<u>10,328,159</u>
Net surplus, being total comprehensive income for the year		<u><u>73,854,478</u></u>	<u><u>67,773,769</u></u>

The accompanying notes form an integral part of the financial statements

**BROADCASTING COMMISSION
STATEMENT OF CHANGES IN RESERVES
YEAR ENDED MARCH 31, 2015**

	Accumulated Surplus \$
Balance at March 31, 2013	458,879,017
Net surplus, being total comprehensive income for the year	67,773,768
Contribution to the consolidated fund (see note 9)	<u>(3,388,689)</u>
Balance at March 31, 2014	523,264,096
Net surplus, being total comprehensive income for the year	73,854,478
Contribution to the consolidated fund (see note 9)	<u>(3,692,724)</u>
Balance at March 31, 2015	<u>593,425,850</u>

The accompanying notes form an integral part of the financial statements

**BROADCASTING COMMISSION
STATEMENT OF CASH FLOWS
YEAR ENDED MARCH 31, 2015**

	2015	2014
	\$	\$
CASH FLOWS FROM OPERATING ACTIVITIES:		
Net surplus	73,854,478	67,773,768
Adjustments for items not affecting cash resources:		
Depreciation	3,782,434	2,845,068
Gain on disposal of property and equipment	(118,253)	-
	77,518,659	70,618,836
Increase in operating assets:		
Licence fees and other receivables	(6,798,525)	(1,938,708)
Increase / (decrease) in operating liabilities:		
Accounts and other payables	9,600,766	(2,585,720)
Contribution paid to the consolidated fund	(3,388,689)	(4,668,754)
Net cash provided by operating activities	76,932,211	61,425,653
CASH FLOWS FROM INVESTING ACTIVITIES		
Acquisition of property and equipment	(7,542,790)	(2,619,055)
Proceeds from sale of property and equipment	136,500	-
Net cash used in investing activities	(7,406,290)	(2,619,055)
NET INCREASE IN CASH AND CASH EQUIVALENTS	69,525,921	58,806,599
CASH AND CASH EQUIVALENTS - Beginning of the year	459,076,036	400,269,437
CASH AND CASH EQUIVALENTS - End of the year	528,601,957	459,076,036
REPRESENTED BY:		
Cash and cash equivalents	528,601,957	459,076,036

The accompanying notes form an integral part of the financial statements

BROADCASTING COMMISSION
NOTES TO THE FINANCIAL STATEMENTS
YEAR ENDED MARCH 31, 2015

1. IDENTIFICATION

The Broadcasting Commission (the "Commission") was established under the Broadcasting and Radio Re-Diffusion (Amendment) Act of 1986, (the "Act").

The Commission is domiciled in Jamaica, with its registered office at 53 Knutsford Boulevard, Kingston 5.

The main function of the Commission is to monitor and regulate the electronic media, broadcast radio and television, as well as subscriber television through the balancing of the interests of consumers, the industries and the creative community in implementing public policy and law.

2. STATEMENT OF COMPLIANCE AND BASIS OF PREPARATION

(a) Statement of Compliance

The Commission's financial statements have been prepared in accordance and comply with International Financial Reporting Standards (IFRS) and the relevant requirements of the Act.

The financial statements have been prepared under the historical cost basis and are expressed in Jamaican dollars, unless otherwise indicated.

The preparation of financial statements in conformity with IFRS and the Act requires management to make estimates and assumptions that affect the reported amounts of assets and liabilities at the date of the financial statements and the reported amounts of revenues and expenses for the year then ended. Actual results could differ from these estimates.

The estimates and underlying assumptions are reviewed on an ongoing basis. Revisions to accounting estimates are recognized in the period in which the estimate is revised, if the revision affects only that period, or in the period of revision and future periods, if the revision affects both current and future periods.

(b) Changes in accounting standards and interpretations:

i) Current year changes:

Certain new or amended International Financial Reporting Standards and Interpretations (IFRIC) became effective as of 1 January 2014.

The revisions, amendments and new standards and interpretations that became effective during the year but are not considered relevant to the Commission's operations are:

- *IAS 32 'Offsetting Financial Assets and Financial Liabilities', issued December 2011*
Effective for periods commencing on or after 1 January 2014
- *IAS 36 'Recoverable Amount Disclosures for Non-Financial Assets - Amendments', issued May 2013*
Effective for periods commencing on or after 1 January 2014

**BROADCASTING COMMISSION
NOTES TO THE FINANCIAL STATEMENTS
YEAR ENDED MARCH 31, 2015**

2. STATEMENT OF COMPLIANCE AND BASIS OF PREPARATION (CONT'D)

(b) Changes in accounting standards and interpretations:

i) Current year changes (cont'd):

- *IAS 39 'Novation of Derivatives and Continuation of Hedge Accounting-Amendments', issued June 2013*
Effective for periods commencing on or after 1 January 2014
- *IFRIC 21 'Levies- Amendments', issued May 2013.*
Effective for periods commencing on or after 17 June 2014
- *IFRS 12 'Disclosure of Interests in Other Entities - Amendments' issued May 2011*
Effective for periods commencing on or after 1 January 2014
- *IAS 27 'Separate Financial Statements- Amendments', issued May 2011*
Effective for periods commencing on or after 1 January 2014
- *IAS 28 'Investments in Associates and Joint Ventures- Amendments', issued May 2011*
Effective for periods commencing on or after 1 January 2014

Management anticipates that the adoption of the following new or revised International Financial Reporting Standards and Interpretations (IFRIC) could have a material impact on the Commission's financial statements:

- *IFRS 9 'Financial Instruments', issued October 2010*
Effective for periods commencing on or after 1 January 2014
- *IAS 19 'Employee Benefits -Amendment', issued November 2013.*
Effective for periods commencing on or after 1 July 2014
- *IAS 36 'Impairment of Assets - Amendment, Recoverable amount disclosures for non-financial assets', issued May 2013*
Effective for periods commencing on or after 1 January 2014
- *IAS 39 'Financial Instruments: Recognition and Measurement - Amendment, Novation of derivatives and continuation of hedge accounting', issued June 2013*
Effective for periods commencing on or after 1 January 2014
- *IFRIC 21 'Levies', issued May 2013*
Effective for periods commencing on or after 1 January 2014

Additionally, in December 2014, the IASB issued "Improvements to IFRSs", as part of its annual improvements project, and a vehicle for making non-urgent but necessary amendments to various IFRSs. These amendments primarily become effective for annual periods beginning on or after 1 January 2014. Management has concluded that these amendments will not have a significant impact on the Commission's operations or financial position.

ii) Future Changes

The Commission has identified the following revised or new International Financial Reporting Standards or Interpretations which have been issued but are not yet effective, and which have not been adopted early.

Those that are not considered relevant to the Commission's operations are:

- *IAS 27 'Separate Financial Statements- Amendments', issued August 2014*
Effective for periods commencing on or after 1 January 2016

**BROADCASTING COMMISSION
NOTES TO THE FINANCIAL STATEMENTS
YEAR ENDED MARCH 31, 2015**

2. STATEMENT OF COMPLIANCE AND BASIS OF PREPARATION (CONT'D)

(b) Changes in accounting standards and interpretations (cont'd):

ii) Future changes (cont'd)

- *IFRS 10 'Consolidated Financial Statements - Amendments', issued September 2014*
Effective for periods commencing on or after 1 January 2016
- *IFRS 12 'Disclosures of interest in other Entities', issued December 2014*
Effective for periods commencing on or after 1 January 2016
- *IFRS 14 'Regulatory Deferral Accounts', issued January 2014*
Effective for periods commencing on or after 1 January 2016
- *IFRS 15 'Revenue from Contracts with Customers', issued May 2014*
Effective for periods commencing on or after 1 January 2017

Those which may be relevant to the Commission's operations are as follows:

- *IFRS 9 'Financial Instruments', issued November 2013*
Effective for periods commencing on or after 1 January 2018
- *IAS 16 'Property, Plant and Equipment- Amendments', issued May 2014*
Effective for periods commencing on or after 1 January 2016
- *IAS 1 'Presentation of Financial Statements- Amendments', issued December 2014*
Effective for periods commencing on or after 1 January 2016

(c) Use of estimates and judgments:

Management is required to make judgments, estimates and assumptions that affect the application of policies and the reported amounts of, and disclosures related to, assets, liabilities, contingent assets and contingent liabilities at the reporting date and the income and expenses for the period then ended. Actual amounts could differ from these estimates.

The estimates and associated assumptions are based on historical experience and/or various other factors that are believed to be reasonable under the circumstances, the results of which form the basis of making the judgments about carrying values of assets and liabilities that are not readily apparent from other sources.

(i) Critical judgments in applying the Commission's accounting policies:

Critical judgments used in applying the Commission's accounting policies that have a significant risk of material adjustment in the next financial year relate to the estimated useful lives and residual values of property, plant and equipment and pension and other post-employment benefits.

The residual values and the useful life of each asset are reviewed at each financial year-end, and, if expectations differ from previous estimates, the change is accounted for as a change in accounting estimate. The useful life of an asset is defined in terms of the asset's expected utility to the Commission.

BROADCASTING COMMISSION
NOTES TO THE FINANCIAL STATEMENTS
YEAR ENDED MARCH 31, 2015

3. SIGNIFICANT ACCOUNTING POLICIES

(a) Property and equipment

All property and equipment held for administrative purposes, are recorded at historical or deemed cost, less any subsequent accumulated depreciation and subsequent accumulated impairment losses.

Cost includes expenditures that are directly attributable to the acquisition of the asset. The cost of replacing part of an item of property, plant and equipment is recognized in the carrying amount of the item if it is probable that the future economic benefits embodied in the part will flow to the Commission and its cost can be reliably measured.

The cost of day-to-day servicing of property, plant and equipment is recognized in the statement of comprehensive income as incurred.

Depreciation is calculated on the straight line basis over the estimated useful lives of such assets. The rates of depreciation in use are:

Leasehold improvements	20%
Furniture, fixtures & equipment	10% - 20%
Computer equipment	33 1/3 %
Motor vehicles	20%

(b) Licence fees and other receivables

Licence fees and other receivables are stated at amortized cost.

(c) Accounts and other payables

Accounts and other payables are stated at amortized cost.

(d) Cash and cash equivalents

Cash comprises cash in hand and demand and call deposits with banks. Cash equivalents are short-term, highly liquid investments that are readily convertible to known amounts of cash, are subject to an insignificant risk of changes in value, and are held for the purpose of meeting short-term cash commitments rather than for investment or other purposes.

**BROADCASTING COMMISSION
NOTES TO THE FINANCIAL STATEMENTS
YEAR ENDED MARCH 31, 2015**

3. SIGNIFICANT ACCOUNTING POLICIES (CONT'D)

(e) Related party identification

A party is related to the Commission if:

- (i) directly or indirectly the party:
 - controls, is controlled by, or is under common control with the Commission;
 - has an interest in the Commission that gives it significant influence over the Commission; or
 - has joint control over the Commission.
- (ii) the party is an associate of the Commission;
- (iii) the party is a joint venture in which the Commission is a venturer;
- (iv) the party is a member of the key management personnel of the Commission;
- (v) the party is a close member of the family of an individual referred to in (i) or (iv) above;
- (vi) the party is an entity that is controlled, jointly controlled or significantly influenced by, or for which significant costing power in such entity resides with, directly or indirectly, any individual referred to in (iv) or (v) above.

A related party transaction is a transfer of resources, services or obligations between related parties, regardless of whether a price is charged.

(f) Foreign currencies

The financial statements are presented in the currency of the primary economic environment in which the Commission operates (its functional currency), which is the Jamaican dollar.

In preparing the financial statements of the Commission, transactions in currencies other than the Commission's functional currency, the Jamaican dollar, are recorded at the rates of exchange prevailing on the dates of the transactions. At each reporting date, monetary items denominated in foreign currencies are retranslated at the rates prevailing on the statement of financial position date. Non-monetary items that are measured in terms of historical cost in a foreign currency are not retranslated.

Exchange differences arising on the settlements of monetary items and on the retranslation of monetary items, are included in the statement of comprehensive income for the period.

BROADCASTING COMMISSION
NOTES TO THE FINANCIAL STATEMENTS
YEAR ENDED MARCH 31, 2015

3. SIGNIFICANT ACCOUNTING POLICIES (CONT'D)

(g) Revenue recognition

Revenue is measured at the fair value of the consideration received or receivable and represents amounts receivable for licences, annual and application fees and other services provided.

Revenue is recognized in the statement of comprehensive income when licences are granted and renewed and when annual fees become due from licencees, and the receipt of the consideration is probable.

(h) Leases

Leases are classified as finance lease whenever the terms of the lease transfer substantially all the risks and rewards of ownership to the lessee. All other leases are classified as operating leases.

Rentals payable under operating leases are charged to the statement of comprehensive income on a straight-line basis over the terms of the relevant lease.

(i) Provisions

Provisions are recognized when the Commission has a present legal or constructive obligation as a result of past events and it is probable that an outflow of resources will be required to settle the matter.

(j) Comparative information

Where necessary, comparative figures have been reclassified and or restated to conform to changes in the current year.

**BROADCASTING COMMISSION
NOTES TO THE FINANCIAL STATEMENTS
YEAR ENDED MARCH 31, 2015**

3. SIGNIFICANT ACCOUNTING POLICIES (CONT'D)

(k) Impairment

At each reporting date, the Commission reviews the carrying amounts of its tangible and intangible assets to determine whether there is any indication that those assets have suffered an impairment loss. If any such indication exists, the recoverable amount of the asset is estimated in order to determine the extent of the impairment loss (if any). Where it is not possible to estimate the recoverable amount of an individual asset, the Commission estimates the recoverable amount of the cash-generating unit to which the asset belongs.

Recoverable amount is the higher of fair value less costs to sell and value in use. In assessing value in use, the estimated future cash flows are discounted to their present value using a pre-tax discount rate that reflects current market assessments of the time value of money and the risks specific to the asset.

If the recoverable amount of an asset (or cash-generating unit) is estimated to be less than the carrying amount, the carrying amount of the asset (cash-generating unit) is reduced to its recoverable amount. Impairment losses are recognized as an expense immediately.

When an impairment loss subsequently reverses, the carrying amount of the asset (cash-generating unit) is increased to the revised estimate of its recoverable amount, but so that the increased carrying amount does not exceed the carrying amount that would have been determined had no impairment loss been recognized for the asset (cash-generating unit) in prior years. A reversal of an impairment loss is recognized as income immediately.

(l) Financial instruments

Financial instruments include transactions that give rise to both financial assets and financial liabilities. Financial assets and liabilities are recognized on the Commission's statement of financial position when the Commission becomes a party to the contractual provisions of the instrument.

Financial liabilities and equity instruments issued by the Commission are classified according to the substance of the contractual arrangements entered into and the definitions of a financial liability and an equity instrument. An equity instrument is any contract that evidences a residual interest in the assets of the Commission after deducting all of its liabilities.

Financial assets include cash and bank deposits, accounts receivable, long-term receivables and other current assets except inventories and any prepayments.

Financial liabilities include current liabilities except accruals and income tax payable. The particular recognition methods adopted are disclosed in the respective accounting policies associated with each item.

The fair values of the financial instruments are discussed in Note 15.

**BROADCASTING COMMISSION
NOTES TO THE FINANCIAL STATEMENTS
YEAR ENDED MARCH 31, 2015**

3. SIGNIFICANT ACCOUNTING POLICIES (CONT'D)

(m) Employee benefits

Employee benefits are all forms of consideration given by the Commission in exchange for service rendered by employees. These include current or short-term benefits such as salaries, bonuses, statutory contributions, vacation leave, non-monetary benefits such as medical care; post-employment benefits such as pensions; and other long term employee benefits such as termination benefits.

Employee benefits that are earned as a result of past or current service are recognized in the following manner:

- Short-term employee benefits are recognized as a liability, net of payments made, and charged to expense. The expected cost of vacation leave that accumulates is recognized when the employee becomes entitled to the leave.
- Post-employment benefits are accounted for as described below.

Pension obligations

The Commission operates a defined contribution pension plan. The plan is funded by contributions from employees and employer. The employees contribute at a rate of 5% of pensionable salaries (with the option of contributing an additional 7.5%). The Board approved an increase in Commission's rate of contribution to the pension plan in November 2013 from 5% to 7.5 % of pensionable salaries for the year.

The cost of providing pension benefits is equivalent to the total contribution obligations for the year; and is charged to expense in that year.

BROADCASTING COMMISSION
NOTES TO FINANCIAL STATEMENTS
YEAR ENDED MARCH 31, 2015

4. REVENUES

Revenues represent the monies earned from the granting and renewal of licences, as well as fees, for the operation of broadcast radio and television as well as subscriber television services.

5. PROPERTY AND EQUIPMENT

	<u>Leasehold Improvement</u>	<u>Furniture, Fixtures and Equipment</u>	<u>Computers</u>	<u>Motor Vehicles</u>	<u>Total</u>
At Cost/Valuation					
Beginning of year	3,730,685	12,387,713	10,128,788	4,077,571	30,324,757
Additions	-	880,703	6,662,087	-	7,542,790
Disposals	-	(62,770)	(2,378,922)	-	2,441,692)
End of year	<u>3,730,685</u>	<u>13,205,646</u>	<u>14,411,953</u>	<u>4,077,571</u>	<u>35,425,855</u>
Accumulated Depreciation					
Beginning of year	3,663,575	9,087,669	9,094,434	4,077,570	25,923,248
Charge for year	22,370	981,436	2,778,628	-	3,782,434
Eliminated on disposal	-	(56,925)	(2,366,520)	-	(2,423,445)
End of year	<u>3,685,945</u>	<u>10,012,180</u>	<u>9,506,542</u>	<u>4,077,570</u>	<u>27,282,237</u>
Net Book Value					
End of year	<u>44,740</u>	<u>3,193,466</u>	<u>4,905,411</u>	<u>1</u>	<u>8,143,618</u>
End of prior year	<u>67,110</u>	<u>3,300,044</u>	<u>1,034,354</u>	<u>1</u>	<u>4,401,509</u>

BROADCASTING COMMISSION
NOTES TO FINANCIAL STATEMENTS
YEAR ENDED MARCH 31, 2015

6. LICENCE FEES AND OTHER RECEIVABLES

	2015	2014
	\$	\$
Licence fees receivable	90,576,321	90,013,141
Less: Provision for doubtful debts	<u>(15,875,505)</u>	<u>(19,283,943)</u>
	74,700,816	70,729,198
Advances and staff receivable	99,722	139,558
Interest receivable	1,209,527	1,780,524
Deposits	154,541	154,541
Deposit on motor vehicle	3,407,574	-
Other receivables	<u>357,207</u>	<u>327,041</u>
	<u>79,929,387</u>	<u>73,130,862</u>

7. CASH AND CASH EQUIVALENTS

	2015	2014
	\$	\$
Short term deposits	524,464,507	443,233,565
Cash in bank	4,107,450	15,812,471
Petty cash	<u>30,000</u>	<u>30,000</u>
	<u>528,601,957</u>	<u>459,076,036</u>

8. ACCOUNTS AND OTHER PAYABLES

	2015	2014
	\$	\$
Accounts payable	8,501,568	1,795,802
Accrued vacation leave	7,498,672	7,454,820
Accrued expenses	1,786,228	705,000
GCT payable	<u>1,769,920</u>	<u>-</u>
	<u>19,556,388</u>	<u>9,955,622</u>

9. CONTRIBUTION PAYABLE TO THE CONSOLIDATED FUND

	2015	2014
	\$	\$
Provision for contribution to the consolidated fund	<u>3,692,724</u>	<u>3,388,689</u>

It is stipulated by the Public Bodies Management and Accountability (Amendment) Act 2011 and the accompanying Public Bodies (Financial Distribution) Regulations 2012, that a self financing public body allocates a minimum of 5% of its audited after-tax net profit or surplus for the financial year for transfer to the consolidated fund through the Accountant General, no later than six months after the financial year.

BROADCASTING COMMISSION
NOTES TO FINANCIAL STATEMENTS
YEAR ENDED MARCH 31, 2015

10. ADMINISTRATIVE AND GENERAL EXPENSES

	2015	2014
	\$	\$
Advertising and promotion	248,820	564,594
Application evaluation costs	397,500	584,000
Audit fees	673,870	612,200
Commissioners' fees	1,052,500	1,100,000
General office expenses	252,776	233,011
Gifts and donations	180,987	206,305
Regional conference	2,856,199	-
Insurance	233,811	256,728
Janitorial expenses	-	29,831
Medical supplies	24,833	13,115
Meetings, conference and seminars	514,745	2,361,798
Monitoring and enforcements	3,424,900	2,972,957
Motor vehicle expense	560,892	620,944
Other personnel costs (see note 13)	6,311,399	5,806,946
Employer's pension contribution (see note 13)	4,806,414	4,365,059
Postage and delivery	468,020	678,700
Printing and stationery	802,342	1,041,809
Legal, professional and consultancy fees	8,666,196	833,630
Public relations and education	82,802,304	74,201,175
Refreshments	608,237	577,913
Remote data storage	483,182	343,547
Rental and maintenance of property	18,352,629	16,495,926
Repairs and maintenance	661,983	884,286
Salaries and wages (see note 13)	61,092,911	64,176,496
Security	321,925	270,270
Statutory contributions (see note 13)	2,809,843	2,797,325
Subscription and membership fees	1,295,555	930,964
Reference material	147,819	385,831
Training and staff welfare	5,745,943	4,579,582
Travel	1,007,590	630,220
Telephone and internet charges	3,221,133	2,700,111
General consumption taxes (i)	16,213,095	-
	<u>226,240,354</u>	<u>191,255,275</u>

- (i) - In the prior years, the Broadcasting Commission was classified as a zero-rated entity for General Consumption Tax (GCT) purposes under the GCT Act. Effective June 1, 2014, the Government of Jamaica (GOJ) removed the zero-rated status for GOJ entities and required these entities to be registered as tax withholding entities. This required the GOJ entities to pay GCT on goods and services purchased by withholding and remitting the GCT directly to Tax Administration Jamaica.

**BROADCASTING COMMISSION
NOTES TO FINANCIAL STATEMENTS
YEAR ENDED MARCH 31, 2015**

11. OTHER OPERATING INCOME

	2015	2014
	\$	\$
Interest income	34,685,822	26,780,608
Foreign exchange gain	244,903	479,694
Grant of licence fee	2,361,194	516,318
Renewal of licence fee	1,842,159	1,655,000
Application fee	150,000	490,000
Penalty on licence fee	5,094,131	792,278
Recovery of doubtful debt	3,071,306	-
Other income	1,085,980	13,564
	<u>48,535,494</u>	<u>30,727,462</u>

12. FINANCE AND POLICY COSTS

	2015	2014
	\$	\$
Bank charges	81,925	91,373
Provision for bad debt	109,892	7,391,718
Depreciation	3,782,434	2,845,068
	<u>3,974,251</u>	<u>10,328,159</u>

13. STAFF COSTS

The number of employees at the end of the year was as follows:

	2015	2014
Permanent	<u>20</u>	<u>25</u>

The aggregate payroll costs for these persons were as follows:

	2015	2014
	\$	\$
Salaries and other related costs	72,210,723	74,348,500
Statutory payroll contributions	2,809,843	2,797,325
	<u>75,020,566</u> *	<u>77,145,825</u>

14. RELATED PARTIES

The Commission's statement of comprehensive income includes the following transactions, undertaken with related parties in the ordinary course of business:

	2015	2014
	\$	\$
Key management personnel compensation	14,733,482	15,272,025
	<u>14,733,482</u> *	<u>15,272,025</u>

* - These amounts include performance incentive and retroactive payments made during the year.

**BROADCASTING COMMISSION
NOTES TO FINANCIAL STATEMENTS
YEAR ENDED MARCH 31, 2015**

15. FINANCIAL INSTRUMENTS

(a) Fair value

Fair value is the amount for which an asset could be exchanged, or a liability settled, between knowledgeable, willing parties in an arm's length transaction. A market price, where an active market (such as a recognized stock exchange) exists, is the best evidence of the fair value of a financial instrument. Market prices are not available for some of the financial assets and liabilities of the Commission. Fair values in the financial statements have therefore been presented using various estimation techniques based on market conditions existing at reporting date.

Generally, considerable judgment is necessarily required in interpreting market data to develop estimates of fair value. Accordingly, the estimates presented in these financial statements are not necessarily indicative of the amounts that the Commission would realize in a current market exchange.

The amounts included in the financial statements for cash and bank deposits, receivable and payables reflect the approximate fair values because of short-term maturity of these instruments.

(b) Financial risk management

The Commission has exposure to the following risks from its use of financial instruments:

- Credit risk
- Liquidity risk
- Market risk
- Cash flow risk

The Commission directors, together with senior management have overall responsibility for the establishment and oversight of the Commission's risk management framework.

The Commission's risk management policies are established to identify and analyze the risks faced by the Commission in order to set appropriate risk limits and controls, and to monitor risks and adherence to limits. Risk management policies and systems are reviewed regularly to reflect changes in market conditions and the Commission's activities.

BROADCASTING COMMISSION
NOTES TO FINANCIAL STATEMENTS
YEAR ENDED MARCH 31, 2015

15. FINANCIAL INSTRUMENTS (CONT'D)

(b) Financial risk management (cont'd):

(i) Credit risk

Credit risk is the risk that one party to a financial instrument will fail to discharge an obligation and cause the other party to incur a financial loss. The Commission's principal financial assets are investments held with various financial institutions, cash and bank deposits; and receivables and prepayments.

Cash and cash equivalents

The credit risk on cash and bank deposits is limited as they are held with financial institutions with high credit rating.

At reporting date, there were no significant concentrations of credit risk and the maximum exposure to credit risk is represented by the carrying amount of each financial asset as indicated below:

	2015 \$	2014 \$
Short term deposits	<u>524,464,507</u>	<u>443,233,565</u>
Cash at bank	<u>4,137,450</u>	<u>15,842,471</u>

(ii) Liquidity risk

Liquidity risk is the risk that the Commission will not meet its financial obligations as they fall due. The Commission's approach to managing liquidity is to ensure, as far as possible, that it will always have sufficient liquidity to meet its liability when due, under both normal and stressed conditions, without incurring unacceptable losses or risking damage to the Commission.

Management aims at maintaining sufficient cash and the availability of funding through an amount of committed facilities. The management maintains an adequate amount of its financial assets in liquid form to meet contractual obligations and other recurring payments.

The following are the contractual maturities of the non-derivative financial liabilities, including interest payments and excluding the impact of netting agreements:

	Carrying amount \$	Contractual cash flow \$	Less than 1 year \$
March 31, 2015:			
Accounts and other payables	<u>19,556,388</u>	<u>19,556,388</u>	<u>19,556,388</u>
March 31, 2014:			
Accounts and other payables	<u>9,955,622</u>	<u>9,955,622</u>	<u>9,955,622</u>

(iii) Market risk

Market risk is the risk that changes in market prices, such as interest rates will affect the Commission's income or the value of its holding of financial instruments. The objective of market is to manage and control market risk exposures within acceptable parameters, while optimizing the return.

BROADCASTING COMMISSION
NOTES TO FINANCIAL STATEMENTS
YEAR ENDED MARCH 31, 2015

15. FINANCIAL INSTRUMENTS (CONT'D)

(b) Financial risk management (cont'd):

(iii) Market risk (cont'd)

Interest rate risk:

Interest rate risk is the risk that the value of a financial instrument will fluctuate due to changes in market interest rates.

The Commission materially contracts financial liabilities at fixed interest rates for the duration of the term. When utilized, bank overdrafts are subject to fixed interest rates which may be varied by appropriate notice by the lender. At March 31, 2015 and 2014, there were no financial liabilities subject to variable interest rate risk.

Interest-bearing financial assets comprises of bank deposits, which have been contracted at fixed interest rates for the duration of their terms.

Fair value sensitivity analysis for fixed rate instruments

The Commission does not hold any fixed rate financial assets that are subject to material changes in fair value through profit or loss. Therefore a change in interest rates at the reporting dates would not affect profit or equity.